

InsiderInsights Ratings of Companies with Open-Market Form 4 Purchases & Sales Filed at the SEC on the date above.

Sorted by: Insider Rating, then Total Transaction Value.

See last page for the Key to Ratings, Titles & Transaction Type codes.

Generated with Special Screens tool at [www.insiderinsights.com](http://www.insiderinsights.com), New York, NY (212) 784-6860.

## Ratings of Latest Insider Purchases

Insider Rating*	Rating Date	Company	Ticker	Trans Type(s)*	Total Purch Value	Shares Bought	# Insiders - Title(s)*	Latest Trans Date	Ave. Purch Price	Recent Price	Mkt Cap (mm)	10-Day Ave Vol (m)
	6/24/20	Continental Res	CLR	B	\$57,117,796	3,436,264	1 BO,CB,DIR	6/24/20	\$16.62	\$16.64	6,076	6,699
	6/24/20	Leap Therap	LPTX	JB*	\$3,500,000	1,750,000	1 BO	6/22/20	\$2.00	\$2.52	90	320
	6/24/20	Hersha Hospitality Tr	HT	B	\$344,750	60,000	2 CEO,COO,DIR,PR	6/24/20	\$5.75	\$6.82	264	1,100
	6/24/20	Vistra Energy	VST	B	\$195,800	10,000	1 DIR	6/22/20	\$19.58	\$20.28	9,908	4,815
	6/24/20	Eastman Kodak	KODK	B	\$114,856	51,737	2 BO,CB,DIR	6/23/20	\$2.22	\$2.33	102	315
	4/6/20	Childrens Place	PLCE	B	\$78,380	2,000	1 DIR	6/22/20	\$39.19	\$43.27	631	1,167
	6/15/20	Midland States Banc	MSBI	AB	\$28,000	2,000	1 VP	6/24/20	\$14.00	\$14.67	340	153
	6/17/20	YayYo	YAYO	B	\$20,171	40,700	1 CEO,DIR	6/22/20	\$0.50	\$0.72	22	232
	6/24/20	Summer Energy	SUME	JB*	\$617,641	686,268	3 BO,CEO,CFO,DIR,SEC	6/22/20	\$0.90	\$1.25	40	1
	6/24/20	Tejon Ranch	TRC	B	\$394,209	28,272	1 BO	6/24/20	\$13.94	\$14.42	378	108
	6/15/20	Texas Pacific Land Tr	TPL	B	\$141,588	236	1 BO	6/23/20	\$599.95	\$625.12	4,849	56
	5/6/20	Phillips 66	PSX	B	\$70,164	1,000	1 DIR	6/24/20	\$70.16	\$72.88	31,825	4,397
	6/18/20	Blink Charging Co	BLNK	B	\$55,400	20,000	1 DIR	6/23/20	\$2.77	\$2.42	68	428
	6/24/20	BNY Hi Yld Str Fd	DHF	B	\$52,046	20,000	1 A	6/23/20	\$2.60	\$2.61	190	1,493
	6/24/20	Ardelyx	ARDX	B	\$31,525	4,673	1 DIR	6/22/20	\$6.75	\$6.89	614	764
	6/24/20	Bank of South Carolina	BKSC	JB*	\$31,254	3,630	2 DIR,PR,TT,VP	6/24/20	\$8.61	\$16.43	91	9
	6/24/20	Provention Bio	PRVB	B	\$30,862	2,000	1 O	6/24/20	\$15.43	\$15.32	734	733
	5/27/20	Ballantyne Strong	BTN	AB	\$24,793	13,696	1 BO,DIR	6/24/20	\$1.81	\$1.83	27	124
	6/5/20	Bespoke Extracts	BSPK	OB	\$23,000	23,000,000	1 BO,CEO,DIR	6/19/20	\$0.00	\$0.02	2	52
	6/24/20	WesBanco	WSBC	B	\$517,525	25,000	1 DIR	6/22/20	\$20.70	\$20.62	1,383	304
	6/24/20	Athersys	ATHX	B	\$322,500	140,000	1 DIR	6/24/20	\$2.30	\$2.94	578	5,483
	4/29/20	Health Catalyst	HCAT	OB	\$199,995	15,572	1 CTO	6/22/20	\$12.84	\$29.69	1,129	870
	6/24/20	Globus Medical	GMED	AB	\$33,740	700	1 DIR	6/22/20	\$48.20	\$48.08	4,681	1,220
	5/21/20	Tiptree	TIPT	AB	\$28,991	4,981	1 BO,CB,DIR	6/23/20	\$5.82	\$6.05	208	79

\* See last page for the Key to Ratings, Titles & Transaction Type codes.

Continued on Next Page

## Ratings of Latest Insider Sales

Insider Rating*	Rating	Date	Company	Ticker	Trans Type(s)*	Total Sale Value	Shares Sold	# Insiders - Title(s)*	Latest Trans Date	Ave. Sale Price	Recent Price	Mkt Cap (mm)	10-Day Ave Vol (m)
○○○	-0	5/20/20	Altice USA	ATUS	JS*	\$424,529,248	17,912,626	1 BO,DIR	6/22/20	\$23.70	\$24.64	14,624	7,170
○○○	-0	6/11/20	Elastic NV	ESTC	JS*	\$62,791,960	700,000	1 BO,DIR	6/23/20	\$89.70	\$87.73	7,269	1,840
○○○	-0	5/12/20	Mastercard	MA	S	\$62,378,968	206,010	1 BO	6/24/20	\$302.80	\$303.76	304,896	4,390
○○○	-0	5/20/20	Okta	OKTA	AS	\$39,283,543	197,519	2 CEO,DIR	6/22/20	\$198.88	\$194.32	24,214	2,640
○○○	-0	6/22/20	Zoom Video Comms	ZM	AS	\$38,460,463	152,661	3 BO,CEO,DIR,SO	6/23/20	\$251.93	\$236.76	66,791	13,010
○○○	-0	5/28/20	Ares Mgt	ARES	AS	\$28,922,128	734,574	2 BO,CB,DIR,F	6/24/20	\$39.37	\$39.01	9,661	1,450
○○○	-0	4/24/20	Tradeweb Markets	TW	OS	\$22,453,489	359,633	4 CEO,CTO,DIR,MD,PR	6/23/20	\$62.43	\$63.17	14,270	1,020
○○○	-0	5/11/20	Scotts Miracle-Gro	SMG	AS	\$16,089,663	121,815	4 BO,DIR	6/23/20	\$132.08	\$134.32	7,455	510
○○○	-0	5/13/20	EverQuote	EVER	AS	\$12,094,173	197,310	3 BO,DIR	6/23/20	\$61.30	\$58.60	1,584	480
○○○	-0	6/24/20	Bandwidth	BAND	AS	\$11,219,892	87,870	1 BO,CB,CEO,DIR	6/23/20	\$127.69	\$123.68	2,951	490
○○○	-0	6/15/20	Five Below	FIVE	S	\$11,019,433	100,000	1 DIR	6/23/20	\$110.19	\$112.47	6,271	1,950
○○○	-0	4/30/20	Beigene	BGNE	AS	\$9,410,954	50,732	2 CB,CEO,DIR	6/24/20	\$185.50	\$174.43	13,823	170
○○○	-0	5/7/20	Regeneron Pharm	REGN	OS	\$5,575,693	8,900	1 CFO,FO,VP	6/23/20	\$626.48	\$603.10	67,862	980
○○○	-0	4/20/20	salesforcecom	CRM	OS,AS	\$5,481,785	29,204	4 CAO,CB,CEO,CFO,F	6/24/20	\$187.71	\$181.40	163,441	6,110
○○○	-0	5/1/20	Generac	GNRC	OS	\$5,267,655	45,060	3 GC,SEC,VP	6/23/20	\$116.90	\$112.49	7,051	750
○○○	-0	5/18/20	United Therap	UTHR	OS	\$3,586,154	30,000	1 CB,CEO,DIR	6/24/20	\$119.54	\$117.74	5,182	550
○○○	-0	6/1/20	Keysight Tech	KEYS	S	\$3,170,400	30,000	1 CB,CEO,DIR,PR	6/22/20	\$105.68	\$104.31	19,510	2,040
○○○	-0	6/22/20	Crowdstrike	CRWD	AS	\$3,101,854	30,000	1 DIR	6/22/20	\$103.40	\$98.69	21,316	8,490
○○○	-0	5/26/20	Synopsys	SNPS	OS	\$3,062,277	15,838	1 DIR	6/23/20	\$193.35	\$188.97	28,495	1,010
○○○	-0	5/19/20	Goosehead Insurance	GSHD	AS	\$2,582,523	36,486	2 CFO,COO,PR	6/23/20	\$70.78	\$70.54	2,562	210
○○○	-0	5/28/20	Billcom	BILL	OS	\$2,557,305	30,000	1 CEO,DIR,PR	6/23/20	\$85.24	\$75.99	5,753	2,580
○○○	-0	6/10/20	Hormel Foods	HRL	OS	\$2,509,982	51,796	1 VP	6/22/20	\$48.46	\$48.01	25,875	1,960
○○○	-0	6/24/20	Peloton Interactive	PTON	AS	\$2,475,000	45,000	1 CFO	6/23/20	\$55.00	\$49.17	13,927	8,210
○○○	-0	6/24/20	Chegg	CHGG	OS	\$2,462,476	35,083	1 PR	6/22/20	\$70.19	\$63.87	7,897	3,100
○○○	-0	5/13/20	Crispr Therap AG	CRSP	AS	\$2,015,645	27,158	2 DIR,VP	6/23/20	\$74.22	\$66.33	4,047	830
○○○	-0	5/22/20	Uniqure NV	QURE	OS	\$1,881,250	26,875	1 DIR	6/23/20	\$70.00	\$66.05	2,927	380
○○○	-0	6/10/20	Etsy	ETSY	OS	\$1,755,577	18,000	1 GC,SEC	6/22/20	\$97.53	\$86.32	10,244	3,140
○○○	-0	4/30/20	Skyworks Solutions	SWKS	AS	\$1,579,512	12,500	1 CEO,DIR,PR	6/22/20	\$126.36	\$130.74	21,812	2,510
○○○	-0	6/12/20	Broadcom	AVGO	S	\$1,545,990	5,000	1 SO,VP	6/22/20	\$309.20	\$313.44	126,061	3,230
○○○	-0	6/17/20	Sprout Social	SPT	AS	\$1,532,909	54,000	1 BO,CTO,DIR	6/23/20	\$28.39	\$27.78	1,399	690
○○○	-0	4/27/20	Simulations Plus	SLP	AS	\$1,339,680	24,000	1 BO,DIR	6/24/20	\$55.82	\$53.21	945	180
○○○	-0	5/14/20	GrubHub	GRUB	AS	\$1,188,000	18,000	1 CEO,DIR	6/22/20	\$66.00	\$64.46	5,927	7,900
○○○	-0	5/26/20	Pinterest	PINS	S	\$1,047,742	43,904	3 CAO,CFO,GC	6/22/20	\$23.86	\$22.40	13,137	12,410
○○○	-0	4/21/20	Coherus Biosciences	CHRS	OS	\$966,759	54,997	1 DIR	6/22/20	\$17.58	\$17.12	1,214	1,300
○○○	-0	6/22/20	Morningstar	MORN	AS	\$892,786	5,945	1 BO,CB,DIR	6/23/20	\$150.17	\$150.54	6,442	90
○○○	-0	6/24/20	Medallia	MDLA	S	\$864,562	31,052	1 CEO,DIR,PR	6/22/20	\$27.84	\$27.24	3,844	2,090
○○○	-0	5/20/20	Godaddy	GDDY	AS	\$857,670	10,396	1 LO	6/22/20	\$82.50	\$79.92	13,310	960
○○○	-0	6/24/20	Cable One	CABO	OS	\$803,354	450	1 COO	6/22/20	\$1,785	\$1,814	10,913	50
○○○	-0	4/24/20	Ciena	CIEN	AS	\$696,751	12,811	3 CEO,DIR,PR,SO,VP	6/23/20	\$54.39	\$53.62	8,238	2,050
○○○	-0	5/5/20	Vir Biotechnology	VIR	OS	\$666,058	14,920	1 VP	6/24/20	\$44.64	\$37.08	4,372	1,120
○○○	-0	6/24/20	Century Aluminum Co	CENX	S	\$645,912	91,626	1 CEO,DIR,PR	6/23/20	\$7.05	\$7.08	633	1,460
○○○	-0	6/24/20	Sun Comms	SUI	S	\$574,000	4,000	1 DIR	6/22/20	\$143.50	\$146.60	14,406	620
○○○	-0	5/22/20	Cloudflare	NET	AS	\$535,690	15,000	1 CFO	6/23/20	\$35.71	\$35.80	10,871	5,940
○○○	-0	4/29/20	Cytokinetics	CYTK	OS	\$500,000	20,000	1 DIR	6/22/20	\$25.00	\$23.01	1,368	700
○○○	-0	6/24/20	Stereotaxis	STXS	S	\$450,497	84,582	1 BO	6/23/20	\$5.33	\$5.30	385	340
○○○	-0	5/20/20	GrowGeneration	GRWG	S	\$439,977	62,000	1 BO	6/23/20	\$7.10	\$6.54	252	870
○○○	-0	6/1/20	Veeva Sys	VEEV	S	\$424,484	1,775	1 DIR	6/23/20	\$239.15	\$228.98	34,381	1,400
○○○	-0	6/24/20	Kodiak Sciences	KOD	OS	\$420,747	6,950	1 O	6/22/20	\$60.54	\$63.46	2,823	250
○○○	-0	5/5/20	Fortinet	FTNT	OS	\$357,395	2,540	1 GC,VP	6/22/20	\$140.71	\$135.48	21,900	1,340
○○○	-0	5/19/20	Model N	MODN	AS	\$350,100	10,000	1 DIR	6/22/20	\$35.01	\$31.88	1,093	380

\* See last page for the Key to Ratings, Titles & Transaction Type codes.

Continued on Next Page

## Ratings of Latest Insider Sales (Continued)

Insider Rating*	Rating	Date	Company	Ticker	Trans Type(s)*	Total Sale Value	Shares Sold	# Insiders - Title(s)*	Latest Trans Date	Ave. Sale Price	Recent Price	Mkt Cap (mm)	10-Day Ave Vol (m)
○○○	-0	5/11/20	Karyopharm Therap	KPTI	OS	\$300,000	15,000	2 CEO,DIR,PR	6/22/20	\$20.00	\$18.51	1,353	1,660
○○○	-0	6/9/20	Moderna	MRNA	AS	\$298,024	4,521	1 CEO,DIR	6/22/20	\$65.92	\$63.31	24,546	15,440
○○○	-0	6/24/20	ANSYS	ANSS	AS	\$297,665	1,050	1 DIR	6/22/20	\$283.49	\$285.64	24,450	490
○○○	-0	5/20/20	Inovio Pharm	INO	AS	\$286,165	19,467	1 O	6/22/20	\$14.70	\$13.82	2,185	16,090
○○○	-0	5/27/20	Dave & Busters Ent	PLAY	S	\$255,476	16,470	2 CEO,DIR,GC,VP	6/24/20	\$15.51	\$16.24	771	17,650
○○○	-0	6/17/20	One Stop Sys	OSS	S	\$243,485	110,000	1 BO	6/22/20	\$2.21	\$1.80	30	120
○○○	-0	6/18/20	Vericel	VCEL	OS	\$221,413	14,751	1 COO	6/23/20	\$15.01	\$14.46	652	450
○○○	-0	6/24/20	Domo	DOMO	S	\$206,646	6,666	1 DIR	6/23/20	\$31.00	\$30.37	875	1,160
○○○	-0	6/22/20	Blueprint Medicines	BPMC	OS	\$184,161	2,300	1 HR	6/22/20	\$80.07	\$74.68	4,047	420
○○○	-0	5/28/20	SVB Finl	SVB	OS	\$176,116	804	1 HR	6/22/20	\$219.05	\$219.15	11,289	460
○○○	-0	6/4/20	Trupanion	TRUP	AS	\$158,023	4,000	1 CEO,DIR,PR	6/22/20	\$39.51	\$37.89	1,330	440
○○○	-0	6/24/20	Alnylam Pharm	ALNY	OS	\$146,536	970	1 PR	6/22/20	\$151.07	\$136.67	15,692	740
○○○	-0	6/24/20	TG Therap	TGTX	S	\$141,501	7,745	1 DIR	6/17/20	\$18.27	\$18.09	2,170	1,740
○○○	-0	4/24/20	RingCentral	RNG	AS	\$136,665	480	1 CAO	6/23/20	\$284.72	\$272.57	23,959	990
○○○	-0	6/24/20	TTM Tech	TTMI	AS	\$136,175	12,401	3 COO,CT,PR,VP	6/22/20	\$10.98	\$11.67	1,239	910
○○○	-0	6/24/20	Granite Point Mort Tr	GPMT	AS	\$120,359	16,777	2 CEO,DIR,FO,PR	6/23/20	\$7.17	\$7.28	401	2,560
○○○	-0	6/24/20	Concert Pharm	CNCE	OS	\$116,694	10,295	1 COO	6/22/20	\$11.34	\$9.80	291	130
○○○	-0	5/14/20	Newmont	NEM	AS	\$116,500	2,000	1 CAO,CT,VP	6/22/20	\$58.25	\$55.58	44,608	11,490
○○○	-0	4/30/20	Mitek Sys	MITK	S	\$112,654	11,437	1 CFO	6/23/20	\$9.85	\$10.01	412	430
○○○	-0	6/9/20	Pra	PRAA	AS	\$102,144	2,688	1 GC,VP	6/22/20	\$38.00	\$38.98	1,775	310
○○○	-0	6/8/20	Regency Centers	REG	S	\$95,321	2,074	1 DIR	6/23/20	\$45.96	\$46.86	7,949	1,520
○○○	-0	6/24/20	Nucor	NUE	S	\$88,355	2,076	1 VP	6/22/20	\$42.56	\$44.00	13,250	2,410
○○○	-0	6/24/20	Myovant Sciences	MYOV	OS	\$81,080	4,054	1 O	6/23/20	\$20.00	\$16.97	1,525	1,010
○○○	-0	5/21/20	Satsuma Pharm	STSA	OS	\$74,512	2,115	1 CFO	6/23/20	\$35.23	\$28.95	503	70
○○○	-0	6/19/20	Dropbox	DBX	AS	\$70,870	3,000	1 CAO	6/23/20	\$23.62	\$22.71	9,384	6,350
○○○	-0	5/22/20	Twitter	TWTR	AS	\$58,835	1,750	1 O	6/22/20	\$33.62	\$34.34	26,944	18,920
○○○	-0	6/17/20	Wayfair	W	AS	\$35,860	163	1 CTO	6/22/20	\$220.00	\$202.87	19,199	2,210
○○○	0	3/27/20	Oracle	ORCL	OS	\$154,618,192	2,800,000	1 BO,CB,CTO,DIR	6/24/20	\$55.22	\$51.52	162,473	13,820
○○○	0	5/28/20	US Auto Parts	PRTS	S	\$2,833,716	320,854	1 BO	6/24/20	\$8.83	\$8.84	344	1,150
○○○	0	5/21/20	IPG Photonics	IPGP	OS	\$494,159	3,087	1 CAO	6/22/20	\$160.08	\$163.64	8,677	380
○○○	0	3/25/20	Chesapeake Utilities	CPK	S	\$227,500	2,500	1 CB,DIR	6/23/20	\$91.00	\$84.03	1,381	60
○○○	0	6/24/20	Amer Software	AMSWA	OS	\$226,940	14,000	1 CB	6/23/20	\$16.21	\$19.30	621	180
○○○	0	5/22/20	CorVel	CRVL	S	\$201,200	3,000	1 CB,DIR	6/24/20	\$67.07	\$69.20	1,253	80
○○○	0	6/4/20	Appian	APPN	AS	\$157,131	3,000	1 DIR	6/22/20	\$52.38	\$51.20	3,542	1,060
○○○	0	5/29/20	Cardlytics	CDLX	AS	\$152,504	2,000	1 CEO,DIR	6/22/20	\$76.25	\$74.83	2,018	760
○○○	0	6/8/20	CarGurus	CARG	AS	\$126,636	4,685	1 BO,CB,CEO,DIR	6/22/20	\$27.03	\$26.16	2,947	1,510
○○○	0	5/6/20	Owl Rock Cap	ORCC	S	\$37,116	2,920	1 BO	6/23/20	\$12.71	\$12.45	4,778	1,040

\* See last page for the Key to Ratings, Titles & Transaction Type codes.

## SAVING YOU TIME. IMPROVING YOUR RESEARCH.

Academic studies and the experience of professionals back the common sense conclusion that the Form 4 data filed daily at the SEC is a profitable data stream to mine for investment intelligence. But most analysts and investors use commodity insider feeds that are full of noise and time-consuming to analyze, or expensive ratings services that employ last century's simplistic insider scoring methodology.

**InsiderInsights combines statistical returns with behavioral analysis to effectively quantify this valuable qualitative information feed.** Decades of experience analyzing insider filings is programmed into our systems for harvesting, tagging, and analyzing the insider trading forms as soon as they arrive at the SEC each day, so clients can efficiently use insider data as a primary, secondary or tertiary research input.

**InsiderInsights compiles Daily & Weekly reports** that list US equities with recent insider activity, along with our proprietary, independently validated **Company Ratings** clearly indicating the *Significance Level* of insiders' sentiment on their stock. Our **Monthly Special Screens** further combine our Ratings with various fundamental and price action criteria, to highlight the best value, growth, momentum, and short ideas coming from the executive suite.

**For information about our Company Ratings, Online Screening Tools, Portfolio Alerts, bulk seat-based subscriptions, and API Products, Call (212) 784-6860 or email [Jonathan@InsiderInsights.com](mailto:Jonathan@InsiderInsights.com).**












## KEY FOR TITLE CODES:

A=Assistant, AI=Affiliated Investor, AO=Accounting Officer, BD=Business Development, BO=Beneficial Owner, CAO=Chief Accounting Officer, CB=Chairman, CCO=Chief Compliance Officer, CEO=Chief Executive Officer, CFO=Chief Financial Officer, CIO=Chief Information Officer, CO=Compliance Officer, COO=Chief Operating Officer, CT=Controller, CTO=Chief Technology Officer, DIR=Director, F=Founder, FO=Financial Officer, GC=General Counsel, HR=Human Resources, IO=Information Officer, IR=Investor Relations, LO=Legal Officer, MD=Managing Director, O=Officer, OO=Operating Officer, PR=President, PT=Partner, REL=Relative of insider, SEC=Secretary, SH=Shareholder, SO=Sales Officer, TO=Technology Officer, TR=Treasurer, TT=Trustee, VCB=Vice Chairman, VP=Vice President, X=Ex Officer or other title displayed.

## KEY FOR TRANSACTION TYPE CODES:

B = Open-Market Insider Buy.  
 S = Open-Market Insider Sale.  
 AB = Automatic Buy through the insider's 10b5-1 program.  
 AS = Automatic Sale through the insider's 10b5-1 program  
 JB\* = Supposed Open-Market Acquisition done outside the price range or trading volume on the day.  
 JS\* = Supposed Open-Market Disposition done outside the price range or trading volume on the day.  
 OB = Option Exercise that was not sold at all.  
 OE\* = Option Exercise that was only partially sold.  
 OS\* = Partial Sale of Exercised Options.  
 OE = Option Exercise that was completely sold.  
 OS = Complete Sale of Exercised Options.  
 JB = Non Open-Market Acquisition (Transaction Price is often unrelated to market price on the day).  
 JS = Non Open-Market Disposition (Transaction Price often unrelated to market price on the day).  
 3 = Form 3 filing indicating new insider. New insiders must file a Form 3 whether or not they have any holdings in the company.

## KEY FOR INSIDERINSIGHTS COMPANY RATINGS:

	+3	SIGNIFICANTLY BULLISH	<b>Interpreting our color-coded Ratings icons is straightforward: Green is Bullish; Red is Bearish.</b>  Some Significantly Bullish and Bearish Ratings are clearly stronger than others. Reasons for a Significant Rating garnering 2 or 3 colored icons instead of just one include: clusters of insiders acting similarly; insiders having very predictive track records (as per our Insider Statistics); large \$ value transactions, and trades resulting in large changes in holdings; transactions that represent reversals of opinion, and; many other proprietary metrics and behavioral factors.  Despite computing and relaying different strengths of Significant insider signals, however, we do not purport that a +3 or -3 Significance Rating is three times more likely to be correct, or is more likely to result in a larger stock move.  <ul style="list-style-type: none"><li>◆ Our back tests and experience indicate that the major alpha generation comes from the fact that a stock's insider activity has surpassed our calculated threshold of Significance. The strength of Significance is less important.</li><li>◆ It is further valid to consider stocks with Ratings that are merely Leaning Bullish or Bearish in your long and short analysis, as these Ratings have also proved to generate alpha, though less than Significant Ratings.</li><li>◆ Ratings should also be interpreted in concert with a stock's price action. It is normal behavior for insiders to buy when their stock has fallen in price, and sell when it rises sharply. So even an Insignificantly Bullish Rating on a stock that has doubled, or Insignificantly Bearish Rating on a stock that has halved in price imparts intelligence.</li><li>◆ Our Ratings are considered "active" for 3 months, or until replaced by another Rating.</li></ul>
	+2	SIGNIFICANTLY BULLISH	
	+1	SIGNIFICANTLY BULLISH	
	+0.5	LEANING BULLISH	
	+0	INSIGNIFICANTLY BULLISH	
	0	CONFLICTING PURCHASES & SALES	
	-0	INSIGNIFICANTLY BEARISH	
	-0.5	LEANING BEARISH	
	-1	SIGNIFICANTLY BEARISH	
	-2	SIGNIFICANTLY BEARISH	
	-3	SIGNIFICANTLY BEARISH	
<hr/>			
----	+200	Purchases During Corporate Action.	May occasionally relay arbitrage intelligence.
----	+100	Purchases Related to IPO.	Value of investment intelligence is uncertain when stock is unseasoned.
----	-100	Sales Related to IPO.	Value of investment intelligence is uncertain when stock is unseasoned.
----	-200	Sales During Corporate Action.	May occasionally relay arbitrage intelligence.
----	NR	Not Yet Rated.	There has not been a combination of insider activity and other factors to warrant a Rating.

## DISCLAIMER:

At the time of publication, employees and clients of Ex Officio LLC (DBA InsiderInsights.com), or Insider Asset Management LLC may hold a position in a security that is listed in *InsiderInsights Daily Insider Ratings Report* (the "Product"). A LISTING IN THE PRODUCT DOES NOT CONSTITUTE A SOLICITATION OR RECOMMENDATION TO BUY OR SELL THE SECURITIES OF THE PUBLICLY TRADED COMPANY. Ex Officio LLC, Insider Asset Management LLC, and its employees are not registered as a securities broker-dealer or an investment adviser with the U.S. Securities and Exchange Commission. Insider Asset Management LLC is registered with the state securities regulatory authority in the State of New York. The Product contains opinions and is provided for informational purposes only. You should not rely solely upon the Product for purposes of transacting securities or other investments, and you are encouraged to conduct your own research and due diligence, and to seek the advice of a qualified securities professional, before you make any investment. None of the information contained herein constitutes, or is intended to constitute a recommendation of any particular security or trading strategy or a determination that any security or trading strategy is suitable for any specific person. To the extent any of the information contained herein may be deemed to be investment advice, such information is impersonal and not tailored to the investment needs of any specific person.