



# CHURCHILL DOWNS

INCORPORATED

Investor Presentation

September 2022

# Forward-Looking Statements

Certain statements made in this presentation contain various “forward-looking statements” within the meaning of the “safe harbor” provisions of the Private Securities Litigation Reform Act of 1995. Forward-looking statements are typically identified by the use of terms such as “anticipate,” “believe,” “could,” “estimate,” “expect,” “intend,” “may,” “might,” “plan,” “predict,” “project,” “seek,” “should,” “will,” and similar words or similar expressions (or negative versions of such words or expressions).

Although we believe that the expectations reflected in such forward-looking statements are reasonable, we can give no assurance that such expectations will prove to be correct. Important factors, among others, that may materially affect actual results or outcomes include the following:

- the receipt of regulatory approvals on terms desired or anticipated, unanticipated difficulties or expenditures relating to the proposed transaction, including, without limitation, difficulties that result in the failure to realize expected synergies, efficiencies and cost savings from the proposed transaction within the expected time period (if at all), our ability to obtain financing on the anticipated terms and schedule, disruptions of our or P2E’s current plans, operations and relationships with customers and suppliers caused by the announcement and pendency of the proposed transaction;
- the impact of the novel coronavirus (COVID-19) pandemic, including the emergence of variant strains, and related economic matters on our results of operations, financial conditions and prospects;
- the occurrence of extraordinary events, such as terrorist attacks, public health threats, civil unrest, and inclement weather;
- the effect of economic conditions on our consumers’ confidence and discretionary spending or our access to credit; including the impact of inflation;
- additional or increased taxes and fees;
- the impact of significant competition, and the expectation the competition levels will increase;
- changes in consumer preferences, attendance, wagering, and sponsorships;
- loss of key or highly skilled personnel;
- lack of confidence in the integrity of our core businesses or any deterioration in our reputation;
- risks associated with equity investments, strategic alliances and other third-party agreements;
- inability to respond to rapid technological changes in a timely manner;
- concentration and evolution of slot machine and HRM manufacturing and other technology conditions that could impose additional costs;
- inability to negotiate agreements with industry constituents, including horsemen and other racetracks;
- inability to successfully focus on market access and retail operations for our TwinSpires Sports and Casino business and effectively compete;
- inability to identify and / or complete or fully realize the benefits of acquisitions, divestitures, development of new venues or the expansion of existing facilities on time, on budget, or as planned;
- general risks related to real estate ownership and significant expenditures, including fluctuations in market values and environmental regulations;
- reliance on our technology services and catastrophic events and system failures disrupting our operations;
- online security risk, including cyber-security breaches, or loss or misuse of our stored information as a result of a breach, including customers’ personal information, could lead to government enforcement actions or other litigation;
- personal injury litigation related to injuries occurring at our racetracks;
- compliance with the Foreign Corrupt Practices Act or applicable money-laundering regulations;
- payment-related risks, such as risk associated with fraudulent credit card and debit card use;
- work stoppages and labor issues;
- risks related to pending or future legal proceedings and other actions;
- highly regulated operations and changes in the regulatory environment could adversely affect our business;
- restrictions in our debt facilities limiting our flexibility to operate our business;
- failure to comply with the financial ratios and other covenants in our debt facilities and other indebtedness;
- and increase in our insurance costs, or obtain similar insurance coverage in the future, and inability to recover under our insurance policies for damages sustained at our properties in the event of inclement weather and casualty events.

We do not undertake any obligation to update or revise any forward-looking statements, whether as a result of new information, future events or otherwise, except as required by law.

## Table of Contents

---

- Business Overview and Case for Investing
- Peninsula Pacific Entertainment Acquisition
- Announced Project Capital Investments
- Segment Overviews:
  - Live and Historical Racing
  - TwinSpires
  - Gaming
- Capital Management
- ESG
- Appendix



---



# **Business Overview and Case for Investing**

## Churchill Downs Incorporated (“CDI”) Overview

**We have a unique and diverse collection of entertainment assets that generate high margins with significant Adjusted EBITDA and Free Cash Flow**

### Churchill Downs Racetrack (“CDRT”)

Hosts the longest continuously held annual sporting event in the U.S., the **Kentucky Derby**

148<sup>th</sup> Running of the Kentucky Derby



### Historical Racing Machines (“HRMs”)

Three gaming entertainment venues with ~3,900 HRMs in Kentucky

Acquiring six additional HRM properties in Virginia with two HRM expansion projects underway as part of the P2E acquisition

Acquired Chasers Poker Room in Salem, New Hampshire with significant HRM expansion opportunity

### TwinSpires

One of the largest and most profitable U.S. online wagering platforms for horse racing

Expanding pari-mutuel content and technology services to B2C sports betting platforms



### Casino Gaming

Ten casinos<sup>1</sup> with ~11,800 slot machines and video lottery terminals and 200 table games in eight states

Acquiring a New York casino and an Iowa casino as part of the P2E acquisition

<sup>1</sup> Includes Miami Valley Gaming, 50% owned Ohio joint venture, and Midwest Gaming Holdings, LLC, 61% owned joint venture (Rivers Casino Des Plaines)

## CDI Overview

### Peninsula Pacific Entertainment (“P2E”) Acquisition

- Provides substantial scale and expands historical racing geographic diversification
- Immediately accretive to earnings per share and free cash flow

### High quality assets

- Colonial Downs Racetrack in New Kent, Virginia
- Six successful and growing Rosie’s Gaming Emporium historical horse racing facilities across Virginia with ~2,687 HRMs currently in operation
- Includes development rights for two additional properties currently under development and up to 5 licenses for ~2,313 additional HRMs
- del Lago Resort & Casino in Waterloo, New York
- Hard Rock Hotel and Casino in Sioux City, Iowa

### Expands historical racing entertainment venues

### Attractive valuation multiple and deal economics

- ~10.5x for existing properties based on run-rate Adjusted EBITDA
- < 9.0x including additional development projects
- ~7.8x including cash paid tax savings
  - Treatment of acquisition as an asset purchase for tax purposes allowing for tax deductibility of goodwill over the next 15 years
  - Planned deferral of the gains on the pending Calder and Arlington land sales

**Expect to close transaction in early 4th quarter 2022**

## Case for Investing

### The Kentucky Derby

- Iconic and irreplaceable asset
- Consistent high margin growth and significant free cash flow over the long-term
  - Organic growth from unique and evolving guest experiences and expanded offerings
  - Long-term sustainable growth from capital investments in marquee asset
- Growing international engagement through Japan and European Roads to the Derby

### Diverse Organic Growth

- Expansion of HRM properties in Kentucky, Virginia, New Hampshire, Louisiana and other states
- One of the most profitable, industry-leading online wagering platforms for horse racing driven by access to best-in-class racing content and linkage to the Kentucky Derby
- Diverse portfolio of wholly-owned regional gaming properties and strategic equity investments

### Significant Capacity for Growth

- Strong free cash flow generation with disciplined maintenance capital spending
- Ability to pursue strategic reinvestment in organic growth, M&A, dividends, and share repurchases to maximize shareholder returns
- Conservative balance sheet with financial flexibility and significant access to capital

### With a Proven Management Team and Organizational Depth for Execution

- Proven record of disciplined capital allocation and earnings growth
- Successful track record of integrating new businesses and execution of organic growth projects
- Diverse backgrounds with multi-industry, technology, and international experience



---



# **148<sup>th</sup> Kentucky Derby**



## 2022 Derby Week

### Derby celebrations returned leading up to the 148<sup>th</sup> Kentucky Derby

- Thunder over Louisville returned to the Louisville waterfront with hundreds of thousands of spectators for the first time since 2019
- Derby Week nightlife was back in full force, using proceeds to raise funds for various charities and initiatives both locally and nationally
- This Derby Week saw the return of traditions such as Dawn at the Downs and Taste of Derby
- Opening Night: Style Under the Stars kicked off Derby Week with Derby inspired fashion installations from local fashion designers and Kentucky Derby milliners
- Tuesday of Derby Week celebrated women in racing, highlighting females breaking down barriers in the industry with Champions for Change: “Ladies in Racing”
- Thursday debuted a new Derby Week attraction, with infield general admission access featuring live musical performances on Thursday of Derby Week
- Friday concluded the lead up to Derby with the 148<sup>th</sup> running of the Kentucky Oaks in front of 100,188 spectators

### We celebrated the 148<sup>th</sup> Kentucky Derby with 147,294 spectators on May 7, 2022

- Rich Strike is the second-longest longshot (80-1) ever to win the Derby
- Opened new Homestretch Club with all-inclusive premium reserved seats for 3,500 guests
- Expanded all-inclusive experience for all premium reserved seats



## 2022 Derby Week

### Delivered strong NBC television ratings and viewership for the 148<sup>th</sup> Kentucky Derby

- 19.0 million peak viewership was the largest Kentucky Derby peak audience since 2017
- 16.0 million average viewership was the 8<sup>th</sup> consecutive year the event has topped 15 million viewers<sup>1</sup>
- The overhead replay of the race has been viewed more than 36 million times<sup>2</sup> across NBC Sports' flagship Facebook, Twitter, Instagram and TikTok handles and the NBC Sports YouTube channel
  - Video is the most-viewed moment ever for NBC Sports' TikTok account with 11.6 million views<sup>2</sup>



### Delivered record all-sources handle for Churchill Downs and TwinSpires

- Record Derby Week all-sources wagering of \$391.8 million, up 25% from 2021 and up 14% from 2019's record
- Record Kentucky Derby program all-sources wagering of \$273.8 million, up 18% from 2021 and up 9% from 2019's record
  - Record Kentucky Derby Race all-sources wagering of \$179.0 million, up 40% from 2021 and up 8% from 2019's record including \$8.3 million from Japan
- Record TwinSpires Derby Day wagering of \$67.4 million and record TwinSpires Derby Race wagering of \$44 million, both up 8% over the previous records in 2021

**Record Derby Week Adj. EBITDA Growth of ~\$10 million vs. 2019**

<sup>1</sup> Excludes pandemic-affected events

<sup>2</sup> As of May 10, 2022



---



# **Peninsula Pacific Entertainment Acquisition**

## Transaction Overview

Transaction Overview	<ul style="list-style-type: none"> <li>▪ We have entered into an agreement to acquire substantially all of the assets of P2E for total consideration of \$2.75 billion</li> </ul>
Financing	<ul style="list-style-type: none"> <li>▪ Debt funding necessary for transaction was completed on April 13, 2022:             <ul style="list-style-type: none"> <li>– \$800 million Sr. Secured Delayed Draw Term Loan A due 2027</li> <li>– \$1.2 billion of 5.75% Sr. Unsecured Notes due 2030</li> <li>– Amended and extended 5-year Sr. Secured Revolver due 2027 and upsized from \$700 million to \$1.2 billion</li> </ul> </li> <li>▪ Remaining acquisition funding will come from cash on hand and proceeds from the sale of land near Calder Casino</li> <li>▪ Consolidated pro forma bank covenant leverage is projected to be less than 4.4x at 12/31/22</li> <li>▪ Plan to structure aspects of this acquisition as an Internal Revenue Code §1031 transaction to defer gain on sales of land near Calder Casino and Arlington Racetrack</li> </ul>
Timing	<ul style="list-style-type: none"> <li>▪ CDI has obtained the acquisition ownership interest approval for the Virginia properties from the Virginia Racing Commission and approval for the Iowa property from the Iowa Racing and Gaming Commission</li> <li>▪ Transaction remains dependent on customary closing conditions, including CDI obtaining New York regulatory approval</li> <li>▪ Expect to close the transaction in early 4<sup>th</sup> quarter 2022</li> </ul>

## Virginia - Existing Properties to Be Acquired

### CDI will acquire:

- Colonial Downs Racetrack in New Kent, Virginia
- Six successful and growing Rosie’s Gaming Emporium historical horse racing facilities across Virginia
  - Currently have 2,687 HRMs across Virginia

**Significantly expands the geographic diversity of CDI’s live and historical racing entertainment venues**

**Reinforces CDI’s role as a national leader in historical horse racing**

Live and Historical Racing Segment	Property	State	HRMs <sup>1</sup>
	Colonial Downs Racetrack	VA	-
	Colonial Downs / Rosie’s New Kent	VA	600
	Rosie’s Vinton	VA	500
	Rosie’s Richmond	VA	700
	Rosie’s Hampton	VA	700
	Rosie’s Dumfries	VA	150
	Rosie’s Collinsville	VA	37

<sup>1</sup> Units as of 12/31/21



## Virginia Development Rights

### Dumfries Project

- CDI will acquire the rights to build a large gaming resort and hotel, the Dumfries Project, with up to 1,150 HRMs in Northern Virginia and potential for expansion up to 1,800 HRMs after initial build out
  - \$400 million investment
  - Gaming facility planned to open 4Q'23
  - 102-room hotel planned to open 1Q'24

### Rosie's Emporia

- CDI will also acquire the rights to develop Rosie's Gaming Emporium in Emporia with 150 HRMs
  - 7<sup>th</sup> historical racing entertainment venue under Colonial Downs license
  - Expected to open in 3Q'23

### Future Expansion

- Colonial Downs currently races 26 days per year (1 race day per 100 HRM machines)
  - The number of race days will increase as the number of HRMs deployed in Virginia increases

Existing HRMs: 2,687


Future HRMs:

Dumfries Project 1,650<sup>1</sup>

Rosie's Emporia 150

Additional Licenses 513

**Total HRMs: 5,000**



<sup>1</sup> Represents incremental machines to the existing Dumfries location that will be replaced by the Dumfries Project; first phase of the Dumfries project will accommodate a total of 1,150 HRMs and we will evaluate a further expansion of this facility up to 1,800 HRMs

## New York and Iowa Assets

### del Lago Resort & Casino

- Waterloo, New York
- Gaming floor<sup>1</sup>:
  - 1,700 slots
  - 80 table games
- 205-room hotel
- Nine restaurants / bar areas
- Sportsbook and indoor and outdoor entertainment venues



<sup>1</sup> Units as of 12/31/21

### Hard Rock Hotel and Casino Sioux City

- Sioux City, Iowa
- Gaming floor<sup>1</sup>:
  - 639 slots
  - 20 table games
- 54-room hotel
- Two live entertainment venues
- Hard Rock-branded sportsbook



## P2E Acquisition Valuation

	Multiple	Investment (\$ billions)
<b>Existing Properties</b>		
<ul style="list-style-type: none"> <li>▪ Adjusted for:                             <ul style="list-style-type: none"> <li>– Corporate Synergies</li> <li>– Run rate for recently expanded/opened locations</li> </ul> </li> </ul>	10.5x	\$2.75

### Future Development

- Dumfries Project
- Rosie’s Emporia
- Additional 513 HRMs at up to 4 additional locations

<b>Valuation, Excluding Tax Benefits</b>	<b>&lt; 9.0x</b>	<b>\$3.4 - \$3.6</b>
<b>Implied Valuation Including Tax Benefits Described Below</b>	<b>~ 7.8x</b>	

### Additional Deal Economic Enhancements:

- **Reduction of cash paid taxes over next 15 years due to treatment of acquisition as an asset purchase for tax purposes**
  - Allows for step up in tax basis of assets to the purchase price and straight line amortization of resulting goodwill over 15 years for tax purposes
- **Approximately \$100 million of P2E cash tax savings from the deferral of the gain on the Calder land sale and pending Arlington land sale as a result of structuring portions of this transaction as Internal Revenue Code §1031 transactions**
- **Acquisition is immediately accretive to free cash flow and earnings per share**





---



# **Announced Project Capital Investments**

## Summary of Announced Project Capital Investments

Project	Target Completion	\$ millions
<ul style="list-style-type: none"> <li>Turn I Experience</li> <li>Paddock / Under the Spires</li> </ul>	May 2023	\$90
	May 2024	\$185 - \$200
<ul style="list-style-type: none"> <li>Derby City Gaming Expansion and Hotel</li> <li>Derby City Gaming Downtown</li> <li>Turfway Park HRM Facility<sup>1</sup></li> <li>Louisiana HRMs in OTBs</li> <li>New Hampshire Charitable Gaming Facility</li> </ul>	Late 2022 / 2Q'23	\$76
	2H'23	\$80
	September 2022	\$148
	1Q'23	\$35
	2022 / 2023 <sup>2</sup>	Up to \$150
<ul style="list-style-type: none"> <li>Queen of Terre Haute Casino Resort</li> </ul>	Late 2023	Up to \$260

The Kentucky Derby

Historical Racing Machines

Gaming

<sup>1</sup> Reflects only capital for planned HRM facility at Turfway Park

<sup>2</sup> Acquisition of Chasers Poker Room closed September 2, 2022; Completion of new HRM facility in 2023

Project Capital Investments at Churchill Downs Racetrack

Multi-year Announced Capital Investments



Turn 1 Project

Paddock / Under the Spires

Potential Major Future Projects



- Infield seating
- Renovate additional reserved seating areas
- Hotel

## Turn I Experience at Churchill Downs Racetrack

### Creating a new Turn I experience for the 149<sup>th</sup> Kentucky Derby in May 2023

- \$90 million project providing additional permanent stadium seating and new track-level hospitality club replacing current temporary Oaks and Derby seating at the first turn:
  - 5,100 covered stadium seats (+1,700 additional seats)
  - Up to 2,000 guests will enjoy a new 50,000 square-foot climate-controlled hospitality venue with reserved dining room tables, a trackside viewing terrace, and two new seating concourses to allow for better guest circulation and amenities (+2,000 additional seats)
  - New hospitality venue will provide opportunities for special events outside of the race meets
- Construction is underway and will accelerate for completion by May 2023



Type of Seating	Seats	Net Change
Covered Stadium	5,100	+1,700
Indoor	2,000	+2,000
<b>Total Seats</b>	<b>7,100</b>	<b>+3,700</b>

### Paddock Project at Churchill Downs Racetrack

#### Enhancing the Paddock experience for nearly every guest for the 150<sup>th</sup> Kentucky Derby in May 2024

- \$185 - \$200 million with a payback period of < 8 years
- 3,600 new premium reserved seats and 3,250 new standing room only premium tickets
  - Will remove ~2,200 existing seats resulting in a net addition of ~1,400 new premium reserved seats
- Upgrading over 3,700 existing premium reserved seats
- Vision for redesign will improve the flow of guests throughout the Paddock
  - Larger paddock walking ring for viewing the horses prior to the races
  - New Paddock Club in the area on the first floor under the Twin Spires that will provide views of the paddock and views of the tunnel that the horses walk through
  - New hospitality and other amenities for guests in certain areas of the 3rd floor clubhouse seats
  - New terraces including a new Turf Club balcony overlooking the Paddock



## Derby City Gaming Expansion

### Expanding the Derby City gaming floor and building a new hotel

- \$76 million investment that will add 135,000 square feet of new space to the facility
- 41,000 square-foot gaming floor expansion expected to be completed by late 2022
  - Increases HRM capacity by 450 HRMs (will open with 200 additional machines)
  - VIP gaming space, new sports bar, and new stage
  - Upscale restaurant and bar
- Five-story, 123-room hotel expected to be completed by 2Q'23



## Derby City Gaming Downtown

### Creating a Derby City Gaming annex in Downtown Louisville

- \$80 million, 43,000 square-foot entertainment venue
- Annex of Churchill Downs Racetrack
- Located in the heart of Downtown Louisville, diagonal from the Kentucky International Convention Center
- Redesigning the interior and exterior of the building with Kentucky Derby theme
- Entertainment amenities include:
  - 500 HRMs initially
  - Fresh-air gaming area
  - 208 onsite parking spaces
  - Three unique bar concepts: a main-level sports bar with stage for live music and entertainment, a premium bourbon library, and an elegant wine and charcuterie lounge
- Construction underway with anticipated completion by 2H'23



## Turfway Park HRM Facility

### Constructed a new HRM entertainment venue

- Located in Florence, Kentucky
- Up to \$148 million<sup>1</sup> investment in a state-of-the-art HRM facility
- Opened with 857 HRMs with ability to expand to 1,200<sup>2</sup> in the future
- Amenities include sports bar, VIP gaming area, high-end lounge, simulcast room, and clubhouse
- Opened September 1, 2022



<sup>1</sup> Total investment of \$200 million, inclusive of \$46 million purchase price and \$6 million Tapeta track

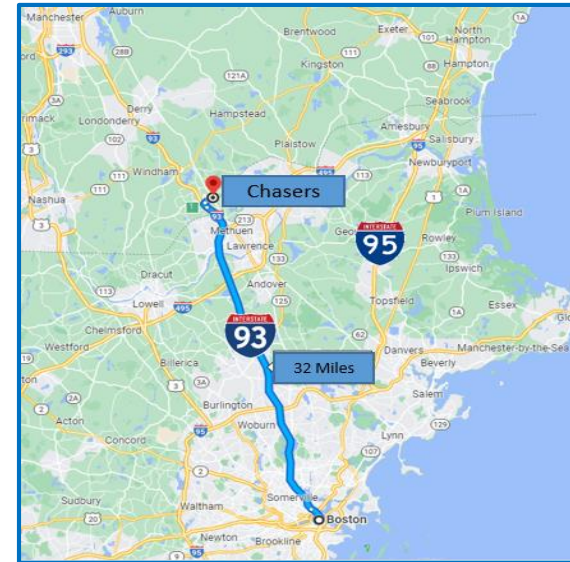
<sup>2</sup> CDI has approval for 2,500 machines under the Turfway license, including the Newport Gaming annex (500 deployed currently)



## New Hampshire Charitable Gaming Facility

### Acquisition and build-out of new HRM venue

- Up to \$150 million investment in acquisition and build-out of a new venue
- Located in Salem, New Hampshire approximately 30 minutes from downtown Boston
- Following the acquisition, CDI will begin construction on new HRM venue with up to 800 gaming positions including HRMs and table games with potential to add more units
- Chasers is the leading New Hampshire Charitable Gaming Operator
  - Led all New Hampshire charitable gaming operators in both gaming revenue and local charitable contributions since opening in 2017
  - Under New Hampshire law, a portion of revenue from charitable gaming operations is allocated to nonprofit organizations licensed in the state

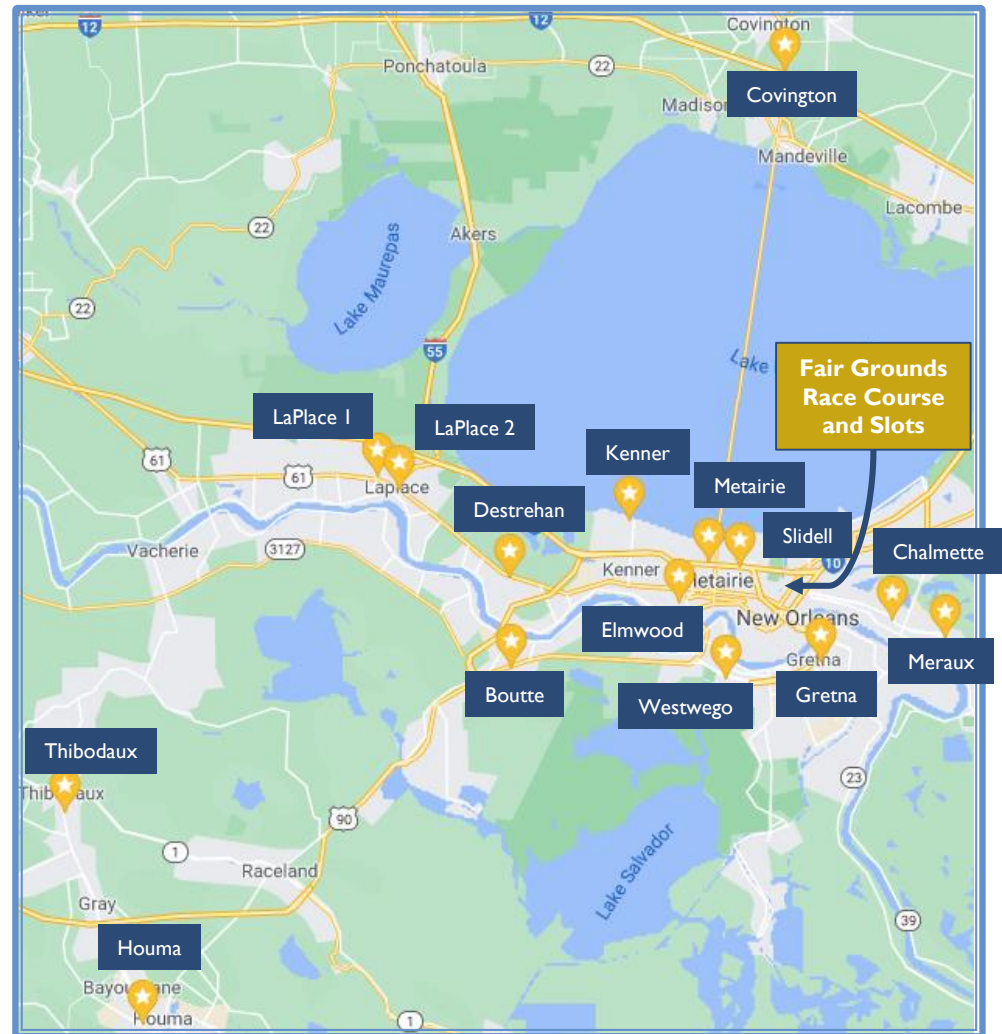


## Louisiana HRM Expansion

**Fair Grounds off-track wagering facilities (“OTBs”) are adding HRMs under legislation approved by Louisiana Governor on June 21, 2021**

**Fair Grounds currently has installed 207 HRMs across 11 OTBs and plans to have approximately 600 HRMs across 14 OTBs by the end of Q1'23**

**Up to \$35 million investment**



## Queen of Terre Haute Casino Resort

### Building the new Queen of Terre Haute Casino Resort

- Awarded Vigo County casino license in January 2022
- Up to \$260 million investment
- 50-acre parcel of land off I-70 at the State Road 46 exit on the far-east side of Terre Haute
- Entertainment amenities include:
  - Up to 1,000 slot machines
  - 50 table games
  - High-limit gaming lounge
  - 125-room luxury hotel
  - State-of-the-art TwinSpires retail sportsbook
  - Several food and beverage offerings
- Expect to be completed by late 2023



## Illinois and Florida Land Sales

### Combined \$488 million in proceeds from pending land sales

#### Florida

- On November 22, 2021, we announced an agreement with Link Logistics to purchase 115.7 acres of our land near Calder Casino for \$291 million and closed the sale of the land on June 17, 2022
- CDI is planning to use certain proceeds of the sale to purchase property as part of the previously announced P2E acquisition and to invest in other replacement properties that qualify as Internal Revenue Code §1031 transactions to defer federal income tax on the \$274.6 million gain on the sale of Calder land
- CDI retains ownership of ~55 acres of the current 170-acre parcel of land on which Calder Casino sits
  - CDI may sell or develop 17 acres of land along NW 27<sup>th</sup> Ave. in the Miami Gardens area in the future

#### Illinois

- On September 29, 2021, we announced an agreement with the Chicago Bears to purchase our 326-acre property in Arlington Heights, IL for \$197.2 million
- CDI is planning to use certain proceeds of the sale to purchase or invest in replacement property that qualifies as Internal Revenue Code §1031 transactions
- Anticipate closing the sale in first quarter of 2023 subject to the satisfaction of various closing conditions



---



# **Live and Historical Racing Segment**

## Overview

### Live Racing

#### Churchill Downs Racetrack

Home of the Kentucky Derby

#### Turfway Park

#### Oak Grove

### Historical Racing Facilities

#### Derby City Gaming

*Derby City Gaming Downtown<sup>1</sup>*

*Turfway Park HRM<sup>2</sup>*

#### Newport Racing and Gaming

#### Oak Grove Gaming & Hotel

*Future Annex<sup>3</sup>*

### Key metrics

\$ in millions	2019 <sup>1</sup>	2021		IH'22
<b>Revenue</b>	<b>\$292</b>	<b>\$431</b>		<b>\$363</b>
<b>v. '19</b>		<b>+47%</b>	<b>v. IH'19</b>	<b>+69%</b>
<b>Adjusted EBITDA</b>	<b>\$136</b>	<b>\$175</b>		<b>\$192</b>
<b>v. '19</b>		<b>+29%</b>	<b>v. IH'19</b>	<b>+56%</b>

<sup>1</sup> 2019 is used as a comparison to 2021 and 2022 given 2020 and 2021 were impacted by COVID-19

<sup>1</sup> Derby City Gaming Downtown is planned to open in 2H'23

<sup>2</sup> The Turfway Park HRM facility opened on September 1, 2022


<sup>3</sup> Oak Grove has the right to open an annex in the future within 60 miles of the Oak Grove Racing, Gaming & Hotel property subject to other restrictions

**Three racetracks in Kentucky with ~3,900 HRMs currently and approval for up to 7,000 HRMs**

## The Kentucky Derby Overview

The Kentucky Derby utilizes the magic and mystique of Churchill Downs to create unique experiences for our guests

**Historic  
Americana**



**Sophisticated  
Luxury**



**Contagious  
Excitement**



**Living Traditions**



## The Kentucky Derby - By The Numbers

**Broad ranging in-person appeal and significant broadcast interest creates long-term support for iconic entertainment event**

### Appeals to all ages

Age Range of  
Derby Attendees

- 42% 18 to 34
- 26% 35 to 49
- 26% 50 to 64
- 6% > 65

### Appeals to all income levels

Average annual income  
of ticket buyer

- 42% <\$100K
- 40% \$100K - \$250K
- 18% over \$250K

\$1.2 million Average Net Worth

### NBC's Most Watched Program Since Super Bowl LVI

- 19 million peak viewership - largest audience since 2017
- 16 million average viewership - 8% increase over 2021
- 52 % female / 48% male viewership demographics
- Leadup coverage included: Today Show, Tonight Show with Jimmy Fallon, Kelly Clarkson Show, Top Chef, American Song Contest, E!: Daily Pop, Universal Pictures: Jurassic World

Avg. Comparisons	Date	Network	Avg. Viewers <sup>1</sup>
Masters Final Round	Apr 10 <sup>th</sup>	CBS	10.2
Daytona 500	Feb 20 <sup>th</sup>	ABC/ESPN	8.9
Indy 500	May 30 <sup>th</sup>	NBC	4.8
Formula One Miami Grand Prix	May 8 <sup>th</sup>	ABC/ESPN	2.6

<sup>1</sup> Viewership in millions





## The Month Long Celebration Leading Up to the Kentucky Derby

Through various non-affiliated organizations, spring kicks off with a month of events celebrating the Kentucky Derby

### Thunder Over Louisville

The largest annual fireworks display in North America



### Kentucky Derby Festival Marathon

A Boston Marathon qualifying race which runs through Churchill Downs



### Great Balloon Race

A beloved family tradition where color fills the Louisville sky to signal that Derby is near



### Kentucky Museum of Art & Craft Couture

Live show featuring global emerging and established artists and designers

Economic Impact to Louisville ... over \$400 million<sup>1</sup>

<sup>1</sup> According to most recent economic impact study conducted by Reuters in 2022

## The Lead Up to the Kentucky Derby

### Unique Derby Week Experiences

#### Experiences at the Track:

- Tours of the Paddock area
- Backstretch Tour at Dawn at Churchill Downs



#### Derby Week Nightlife:

Locals and visiting tourists rub elbows with celebrities, influencers, athletes and captains of industry at charity galas, culinary events and VIP poker fundraisers while enjoying performances by top musicians, artists and entertainers.



#### 3<sup>rd</sup> Party Experiences:

- Private Horse Farm Tours
- Bourbon Distillery Tours
- Mint Julep Sunset Social



### Derby Week

#### Saturday: Opening Night

The annual kickoff to Derby week features night racing and entertainment



#### Tuesday: Champions for Change

Celebrate champions in the Thoroughbred industry and support equitable opportunities in racing

#### Thursday: Thurby

Guests enjoy racing, bourbon and live music



#### Friday: Kentucky Oaks

America's premier race for 3-year old fillies that raises funding, awareness and equitable access for women's health resources

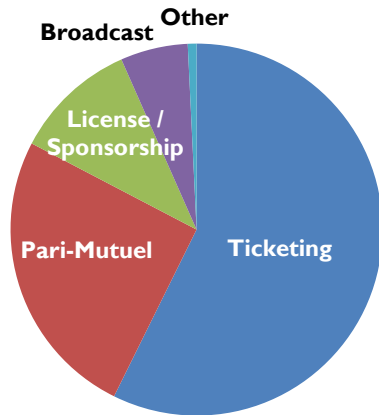
#### Saturday: Kentucky Derby

The most prestigious event in racing crowns a new Triple Crown hopeful each year

## The Kentucky Derby Growth Strategy

### A Premier International Sporting / Entertainment Event

#### Derby Week Revenue



#### Kentucky Derby Growth Strategy

##### Leverage unique experiences and make strategic capital investments

- Enhance guest experience to enable pricing differentiation for ~60,000 reserved seats
- Expand Derby Week offerings and attractions
- Execute capital investments to enable segmentation of guests who do not have a reserved seat

##### Attract additional sponsorships

##### Expand European Road to Derby and Japan Road to Derby

##### Premium seats (~60,000) are largest contributor to revenue

- Over a third of reserved seats are under non-cancellable contracts with staggered 3-7 year expirations through personal seat licenses, suite contracts, and other agreements
- Remaining reserved seats are sold in advance of the event
- Demand for premium tickets continues to exceed supply

## Sponsorship Strategy

**Building relationships with sponsors targeting luxury, lifestyle and technology categories for both onsite experiences and Derby parties around the globe**

**Official partners include Woodford Reserve, Longines, Ford and BMW**

**Majority of sponsorship revenue dollars are multi-year deals that include Kentucky Derby, Kentucky Oaks and Churchill Downs assets**



WILLIAMS  
SONOMA



Leverage unique experiences and make strategic capital investments

		Enhance Guest Experience	Enable Price Differentiation	Capital Investments to Enable Segmentation
2021	Conversion to all-inclusive experience for all reserved seating	✓	✓	✓
2022	Homestretch Club – 3,250 premium all-inclusive reserved seats replaced 5,200 limited amenity seats	✓	✓	✓
2023	Turn I Experience	✓	✓	✓
2024	Paddock Project	✓	✓	✓

**And Enhance Long Term Shareholder Value**

**Three unique Roads to the Derby for a horse to qualify in one of 20 coveted Derby starting positions**

**United States**

Horses compete for a Derby starting position through 37 races from September through April

**Japan**

Horses compete for one Derby starting position through four Japanese races starting in November

**European**

Horses compete for one Derby starting position through seven European races from September to April

**Growth Potential**

**New customers for the Derby**

**Additional wagering**

**Provides extended marketing opportunity for sponsors**

## Historical Racing Machine Overview

**A historical horse racing machine (“HRM”) is a gaming device that uses the results of previously run horse races to approximate the gaming experience of Class II and Class III machines**

- Top game titles / themes are from Aristocrat, Light and Wonder, International Game Technology, Konami Gaming, Ainsworth Game Technology

### Unique early stage growth model

- CDI’s HRM business is still in relatively early days, with recently opened properties like Oak Grove, Turfway Park and Newport, Kentucky ramping up and new properties yet to open, like Derby City Gaming Downtown
- Consumer education on HRMs is still developing in all of our markets
- Opportunity remains for innovation in HRM products that can be offered to consumers
- CDI has the opportunity to expand into other states



## Historical Racing Machine Overview - Kentucky

**Nine racing licenses have been awarded by the Kentucky Horse Racing Commission (“KHRC”) and are each allowed to have a main facility and one “annex” facility within a 60 mile radius of the licensed racetrack**

- CDI has been awarded three racing licenses – Churchill Downs Racetrack, Oak Grove, and Turfway Park
  - Churchill Downs Racetrack is permitted to have Derby City Gaming<sup>1</sup> and Derby City Gaming Downtown as an “annex”
  - Turfway Park has Newport Racing and Gaming as an “annex”
  - CDI has the option to pursue an additional annex under the Oak Grove license in Kentucky
- Purse contributions from the HRM facilities attract more and better-quality horses resulting in better-quality racing content which strengthens the foundation of the entire horse industry in Kentucky and benefits TwinSpires

### *Keeping Kentucky Strong*



<sup>1</sup> Derby City Gaming operates at Churchill Downs Racetrack’s ancillary training facility in Louisville, Kentucky



### Historical Racing Machine Overview

**In Virginia, Colonial Downs is the only entity eligible to operate HRMs in the state and is permitted to operate HRMs at up to 10 “satellite facilities” with a statewide limit of 5,000 HRMs**

- P2E currently has 6 facilities with 2,687 HRMs
- Purse contributions from HRM facilities support horse racing at Colonial Downs and the agricultural industry in Virginia

**In New Hampshire, each of the existing 15 charitable gaming operators is allowed to offer HRMs at its facility and may relocate its facility within its current city of operation**

- New Hampshire is the first state to allow the combination of HRMs and table games at facilities
- A portion of gross gaming revenue is donated to local charities

**In Louisiana, each racing license operator is allowed to offer up to 50 HRMs at each of its OTBs**

- CDI expects to add ~600 HRMs at 14 of its Fair Grounds OTBs by 1Q'23<sup>1</sup>
- Purse contributions from HRM revenue support horse racing at Fair Grounds and the horse racing industry in Louisiana

**Future expansion opportunities exist in other states**

<sup>1</sup> Results of HRMs at Fair Grounds OTBs are reported in the Gaming segment

## Churchill Downs Racetrack and Derby City Gaming

	DERBY CITY GAMING	DERBY CITY GAMING Downtown	CHURCHILL DOWNS
<b>Opened</b>	Sep. 2018	2H'23 <sup>1</sup>	<i>Future Organic Growth Opportunity</i>
<b>Total investment (\$ millions)</b>	\$78 <sup>2</sup>	\$80 <sup>3</sup>	
<b>Property size (sq. ft.)</b>	~85,000	~43,000	
<b>Proximity to major market</b>	8 mi. to Downtown Louisville	In Downtown Louisville	
<b>Win/Unit/Day<sup>4</sup></b>	\$465		
<b>Actual HRMs<sup>5</sup></b>	1,225	500 <sup>1</sup>	
<b>HRM capacity approval to date</b>	3,000		


<sup>1</sup> Plan to open Derby City Gaming Downtown in 2H'23 with 500 HRMs  
<sup>2</sup> Reflects total approved project investment for completed projects  
<sup>3</sup> Reflects total approved project investment for approved project  
<sup>4</sup> Average for twelve months ended June 2022 – 1,082 avg. HRMs operational  
<sup>5</sup> As of 12/31/21

### Derby City Gaming


- Operates at Churchill Downs Racetrack's ancillary training facility in Louisville, Kentucky
  - Décor pays homage to our deep history in horse racing
  - Center bar with large format televisions, two food venues, and outdoor gaming patio on the north side of the facility
  - \$13 million south side gaming patio opened with a net addition of 225 HRMs in September 2020
- Expanding gaming floor (late 2022 completion) and building a new hotel (2Q'23 completion)

### Derby City Gaming Downtown (Annex)

- Opening a new \$80 million HRM entertainment venue in Downtown Louisville in 2H'23



## Oak Grove Racing, Gaming & Hotel

		Annex
Opened	Sep. 2020	<i>Future Organic Growth Opportunity</i>
Total investment <sup>1</sup> (\$ millions)	\$200	
Property size (sq. ft.)	~275,000	
Proximity to major market	~55 mi. to Nashville	
Win/Unit/Day <sup>2</sup>	\$265	
Actual HRMs <sup>3</sup>	1,325	
HRM capacity approval to date	1,500	

<sup>1</sup> Reflects total approved project investment for completed project

<sup>2</sup> Average for twelve months ended June 2022 – 1,292 avg. HRMs operational

<sup>3</sup> As of 12/31/21

### Located off of Hwy 24 on the KY / TN border



- ~55 miles from Nashville, Tennessee (pop. ~670,000)
- Across the street from Fort Campbell, the second largest military base in the U.S. (pop. ~200,000)
- ~11 miles from Clarksville, Tennessee (pop. ~150,000)

### Facility includes:

- Harness racetrack opened Oct. 2019
- HRM facility opened Sept. 2020
- 128-room hotel with event center and dining areas opened Oct. 2020
- 3,000 person capacity amphitheater, RV park, and equestrian center opened late spring 2021



## Turfway Park Racing & Gaming and Newport Racing & Gaming

		
<b>Opened</b>	<b>Sep. 2022</b>	<b>Oct. 2020</b>
<b>Total investment (\$ millions)</b>	<b>Up to \$200<sup>1</sup></b>	<b>\$37<sup>2</sup></b>
<b>Property size (sq. ft.)</b>	<b>~85,000</b>	<b>~17,000</b>
<b>Proximity to major market</b>	<b>~10 mi. to Cincinnati</b>	<b>~3 mi. to Cincinnati</b>
<b>Win/Unit/Day<sup>3</sup></b>		<b>\$165</b>
<b>Actual HRMs<sup>4</sup></b>	<b>850<sup>5</sup></b>	<b>500</b>
<b>HRM capacity approval to date</b>	<b>2,500</b>	

### Turfway Park Racing & Gaming Renovation

- Up to \$148 million<sup>1</sup> investment in a state-of-the-art HRM facility
- Opened September 1, 2022
- Will support purse funding for Turfway Park race meets

### Newport Racing & Gaming (Annex)

- Located in Newport, Kentucky
- \$37 million total investment including \$6 million expansion in November 2021
- Supports purse funding for Turfway Park race meets



<sup>1</sup> Total investment of \$200 million, inclusive of \$46 million purchase price and \$6 million Tapeta track

<sup>1</sup> Reflects total approved project investment for announced projects and inclusive of \$46 million purchase price

<sup>2</sup> Reflects total approved project investment for completed projects

<sup>3</sup> Average for twelve months ended June 2022 – 456 avg. HRMs operational

<sup>4</sup> As of 12/31/21

<sup>5</sup> Opened Turfway Park Racing & Gaming with 850 HRMs and the ability to expand to up to 1,200 HRMs



---



# **TwinSpires Segment**

## TwinSpires Growth Strategy

### Grow core TwinSpires horse racing customers

- Leverage linkage to Kentucky Derby to efficiently acquire customers
- Utilize in-house development team to continue to enhance superior technology platform
- Utilize analytics on customer behavior to drive efficient customer acquisition, retention, and activation

### Expand pari-mutuel content and technology services to B2C sports betting platforms

- Seamless delivery of casual betting pari-mutuel platform with single wallet integration
- Provide technology interfaces and ancillary services necessary to accept and settle pari-mutuel wagers via United Tote
- Provide services necessary to acquire pari-mutuel racing content
- Potential for sports wagering sponsorships of the Kentucky Derby
- Will generate incremental content fees for CDI racetracks

### Regarding sports betting, CDI will ...

- Maintain its retail sportsbooks
- Exit B2C online sports betting and casino business
- Monetize online sports betting market access rights

**TwinSpires is the premier pari-mutuel content and online technology provider**

### Key metrics

\$ in millions	2019 <sup>1</sup>	2021		1H'22
<b>Revenue<sup>2,3</sup></b>	<b>\$297</b>	<b>\$458</b>		<b>\$240</b>
<b>v. '19</b>		<b>+54%</b>	<b>v. 1H'19</b>	<b>+51%</b>
<b>Adj. EBITDA<sup>2,3</sup></b>	<b>\$69</b>	<b>\$83</b>		<b>\$58</b>
<b>v. '19</b>		<b>+19%</b>	<b>v. 1H'19</b>	<b>+48%</b>

<sup>1</sup> 2019 is used as a comparison to 2021 and 2022 given 2020 and 2021 were impacted by COVID-19

<sup>2</sup> TwinSpires Segment periods 1H'22 and 2021 include results from United Tote; 2019 and 1H'19 exclude results from United Tote

<sup>3</sup> TwinSpires Segment periods 1H'22, 2021, and 2019 include results from TwinSpires retail sportsbooks; 1H'19 excludes results from TwinSpires retail sportsbooks

## TwinSpires Horse Racing

**TwinSpires Horse Racing business is a well-proven, profitable, and growing platform built on pari-mutuel wagering economics**

### Strategic Advantages

#### Linkage to the Kentucky Derby

- Inexpensively acquire new customers each year with an affinity for horse racing
- Access to premier content because of ownership of the Kentucky Derby

#### Customer relationships

- Highly engaged and growing database
- Differentiate VIP relationships to build loyalty and retention
- Unique ability to create once in a lifetime experiences at the Kentucky Derby

#### Technology platform and analytics

- Own technology platform with in-house development team
- Utilize analytics on customer behavior to drive efficient customer acquisition, retention, and activation

#### Management team

- Significant online wagering and technology experience

### Key metrics

\$ in millions	2019 <sup>2</sup>	2021		1H'22
<b>TwinSpires Handle<sup>1</sup></b>	<b>\$1,456</b>	<b>\$1,962</b>		<b>\$1,006</b>
v. '19		+35%	v. 1H'19	30%
<b>Revenue<sup>3</sup></b>	<b>\$291</b>	<b>\$423</b>		<b>\$223</b>
v. '19		+45%	v. 1H'19	40%
<b>Adj. EBITDA<sup>3</sup></b>	<b>\$78</b>	<b>\$124</b>		<b>\$62</b>
v. '19		+58%	v. 1H'19	+48%
<b>Margin<sup>3</sup></b>	<b>27%</b>	<b>29%</b>		<b>28%</b>
v. '19		+2pts	v. 1H'19	+1pt

<sup>1</sup> TwinSpires handle excludes Velocity

<sup>2</sup> 2019 is used as a comparison to 2021 and 2022 given 2020 and 2021 were impacted by COVID-19

<sup>3</sup> TwinSpires Horse Racing periods 1H'22 and 2021 include results from United Tote; 2019 and 1H'19 exclude results from United Tote

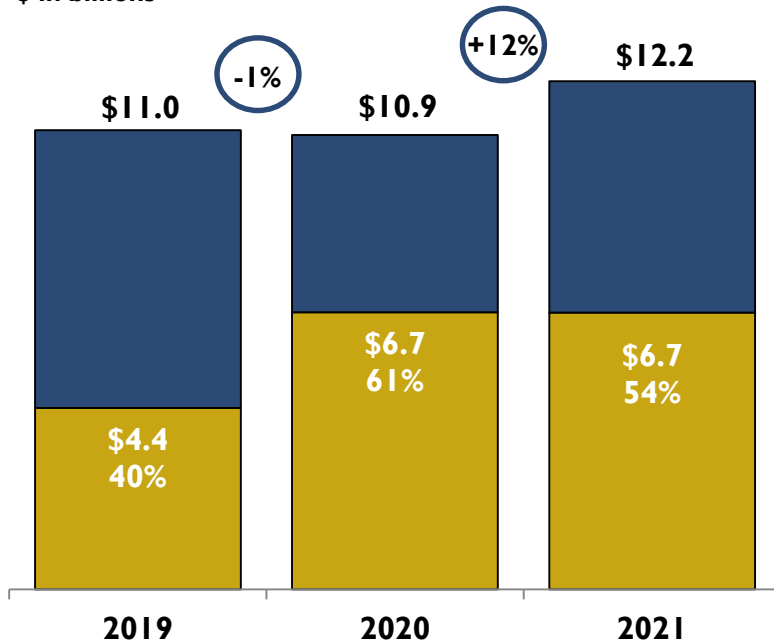
## Horse Racing Industry Handle Growth

Industry handle<sup>1</sup> grew significantly since 2019 and wagering has shifted online

Other Horse Racing Wagering U.S. Online Wagering<sup>2</sup>

Annual Growth

\$ in billions

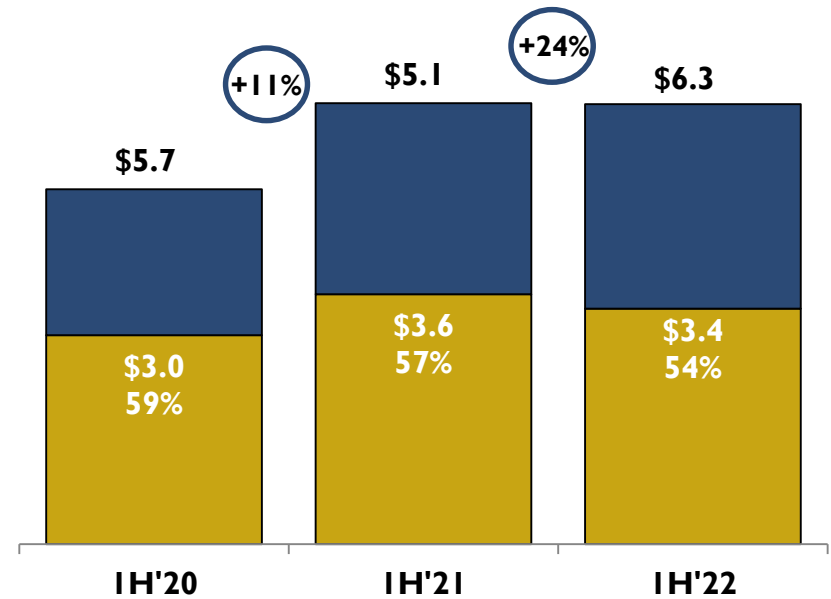


U.S. Online Wagering

VPY: +52% +0%

IH'22 Growth

\$ in billions



U.S. Online Wagering

VPY: +20% -6%

<sup>1</sup> Total wagering represents wagering on U.S. Thoroughbred Horse Racing as reported by Equibase

<sup>2</sup> All U.S. Online Wagering as reported by the Oregon Racing Commission, including Velocity

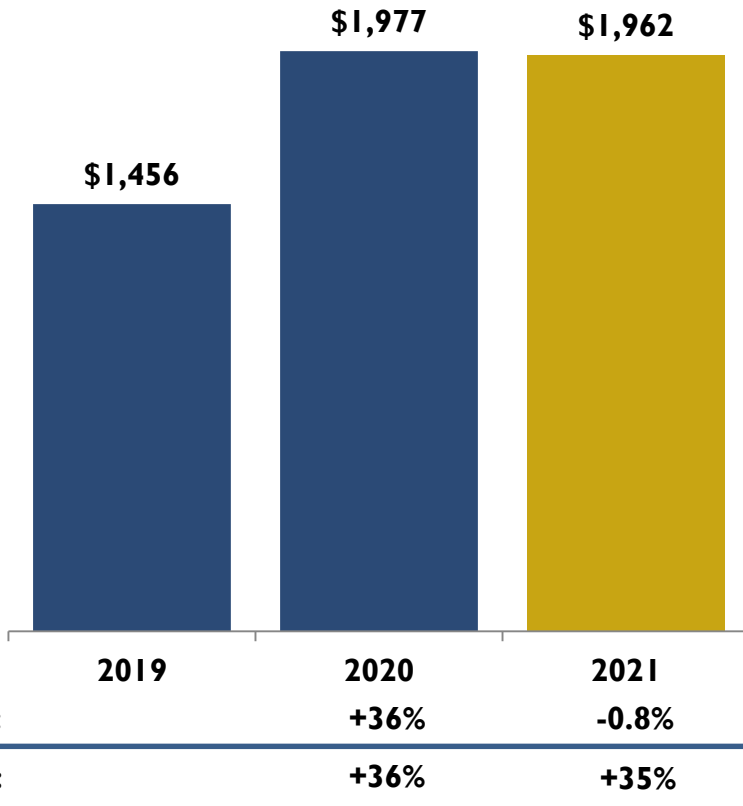


## TwinSpires Handle Growth

TwinSpires Horse Racing handle<sup>1</sup> has also grown significantly since 2019

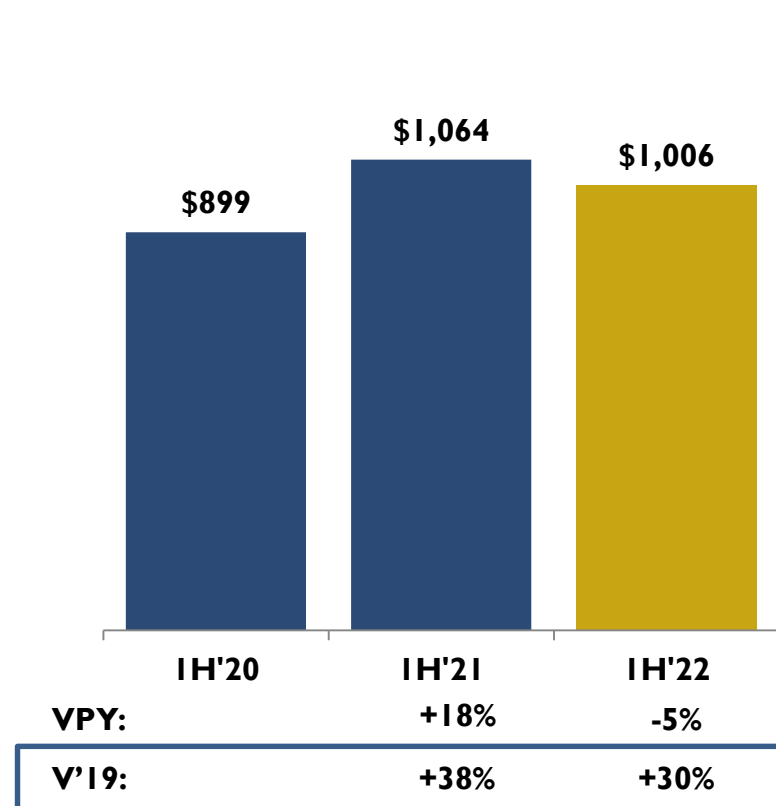
Annual Growth

\$ in millions



Quarterly Growth

\$ in millions



<sup>1</sup> TwinSpires handle excludes Velocity

# TwinSpires Horse Racing Content

TwinSpires Horse Racing offers betting on ~165,000 races at 360 racetracks 365 days a year

Road to the Derby



Triple Crown



Breeder's Cup Challenge Series & World Championships



The Resorts World Casino Sword Dancer The Ballerina



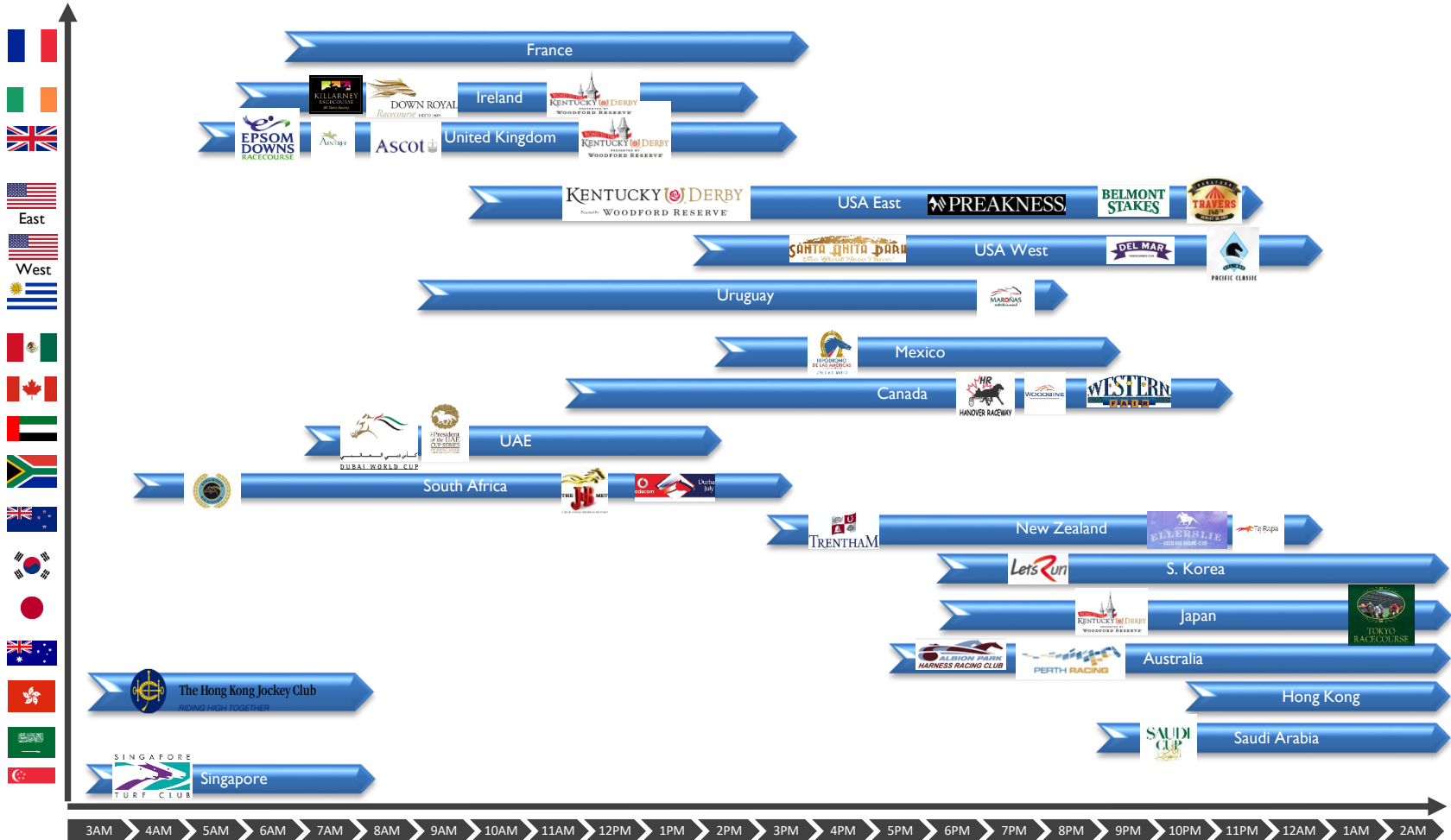
The Bourbon Stakes Claiborne Breeders' Futurity Juddmonte Spinster Stakes



\* Not all events are listed

# TwinSpires Horse Racing Content

TwinSpires typically offers wagering 24/7 on racetracks from 16 countries



Hours in EST

## TwinSpires Sports and Casino Strategy

**CDI will maintain its retail sportsbooks, exit B2C online sports betting and casino business, and monetize online market access rights**

Jurisdiction	CDI Property
Mississippi	Harlow's and Riverwalk Casinos <sup>1</sup>
Pennsylvania	Presque Isle Downs & Casino in Erie, PA <sup>2</sup>
Indiana	Queen of Terre Haute <sup>3</sup>
Louisiana	Fair Grounds Slots/VSI and Race Course <sup>2</sup>
Maryland	The Casino at Ocean Downs <sup>2</sup>
Illinois	Rivers Des Plaines Joint Venture <sup>4</sup>
Ohio	Miami Valley Gaming <sup>5</sup>
Maine	Oxford Casino and Hotel <sup>5</sup>

**Expect to have mid-single digit aggregate loss in 2022, turning positive in 2023 and beyond**

<sup>1</sup> Retail sports wagering only

<sup>2</sup> Retail and online sports wagering

<sup>3</sup> Queen of Terre Haute is under development and will include a TwinSpires retail sportsbook with two additional online skins

<sup>4</sup> Rivers Des Plaines operates sports betting under the brand BetRivers and is recorded in the Gaming segment

<sup>5</sup> State sports betting operations not yet live



---



# **Gaming Segment**

## Regional Gaming Properties

### Diverse portfolio of gaming properties

#### Strategic advantages

##### Local approach

- Unique Brands and marketing strategies
- Menus and offerings reflect local tastes
- Promotions catered to local customer base
- Loyal player base

##### Business intelligence analytics

- Utilize analytics on customer behavior to optimize customer trips and casino / food & beverage offerings

##### Leverage corporate gaming expertise

- Return on invested capital focused
- Gaming floor layout and game mix optimization focus
- Centralized slot purchasing to leverage size
- Centralized marketing resources facilitate shared best practices

##### Regional property gaming leaders

- Significant overall gaming experience
- Stable executive leadership maintains local market focus

#### Key metrics

\$ in millions	2019 <sup>1</sup>	2021		IH'22
<b>Revenue<sup>2</sup></b>	<b>\$690</b>	<b>\$698</b>		<b>\$364</b>
<b>v. '19</b>		<b>+1%</b>	<b>v. IH'19</b>	<b>+5%</b>
<b>Adjusted EBITDA<sup>3</sup></b>	<b>\$278</b>	<b>\$412</b>		<b>\$198</b>
<b>v. '19</b>		<b>+48%</b>	<b>v. IH'19</b>	<b>+40%</b>

<sup>1</sup> 2019 is used as a comparison to 2021 and 2022 given 2020 and 2021 were impacted by COVID-19

<sup>2</sup> Revenue does not include revenue from our equity investments

<sup>3</sup> Adjusted EBITDA includes our portion of EBITDA from our equity investments

## Wholly-Owned Gaming Properties

### Seven wholly-owned regional gaming properties and one management contract

Property	State	Acres	Slots <sup>1</sup> & Video Poker / VLTs <sup>1</sup>	Tables <sup>1</sup>	Racetrack	Hotel	Retail Sportsbook
Calder Casino	FL	54 <sup>2</sup>	1,100	-	-	-	-
Fair Grounds Slots and VSI <sup>3</sup>	LA	145	1,600	-	✓	-	✓
Oxford <sup>4</sup>	ME	97	950	30	-	✓	✓
The Casino at Ocean Downs	MD	167	900	18	✓	-	✓
Harlow's Casino Resort & Spa	MS	85 <sup>6</sup>	700	15	-	✓	✓
Riverwalk Casino Hotel	MS	22	650	15	-	✓	✓
Presque Isle Casino	PA	270	1,550	34	✓	-	✓
Lady Luck Nemacolin <sup>5</sup>	PA	-	600	27	-	-	-

<sup>1</sup> Units as of 12/31/21

<sup>2</sup> CDI sold 115.7 acres of Calder land on June 17, 2022

<sup>3</sup> Fair Grounds operates 15 OTB's across southeast Louisiana

<sup>4</sup> Oxford retail sportsbook is approved but pending final regulations

<sup>5</sup> Management agreement to operate casino until July 2023

<sup>6</sup> Leased land

## Equity Investment – Miami Valley Gaming (50% Ownership)

### Property

- Located on 120 acres in Lebanon, OH (North of Cincinnati, south of Dayton)
- ~2,250 video lottery terminals<sup>1</sup> and four dining facilities
- Joint venture (50/50) with Delaware North

### Completed two growth projects in 2022

- Expanded the outdoor gaming patio in June 2022 to allow for 196 more machines and to add an outdoor bar
- Converted existing buffet space into two new food venues and added incremental gaming space in July 2022



<sup>1</sup> Units as of 7/31/22



## Equity Investment – Rivers Casino Des Plaines (61% Ownership)

**Premier casino located on 21 acres in Des Plaines, Illinois (~17 miles from Chicago)**

**CDI invested \$407 million for 61% equity investment on March 5, 2019 in a joint venture with Rush Street Gaming, LLC**

### Property

- 1,968 positions<sup>1,2</sup> (1,487 slot machines and 119 table games)
- Eight food and beverage outlets plus a VIP lounge
- Retail and online BetRivers sportsbook

**Completed \$90 million investment<sup>3</sup> in 78,000 square-foot expansion in early 2022**

- Expansion added ~725 gaming positions
  - ~270 table game positions (+73%)
  - ~428 slot game positions (+48%)
- First floor expansion with new restaurant and expanded gaming floor opened in January 2022
- Second phase of expansion with poker room, new casino bar and expanded gaming floor opened in April 2022
- 10,000 square-foot ballroom for private events and live entertainment added in May 2022



<sup>1</sup> Units as of 7/31/22

<sup>2</sup> For purposes of statutory requirements, slot machines are counted as 0.9 positions and table games are determined based on type of game (Craps tables have 10 positions, all others have 5 positions).

<sup>3</sup> Investment funded from Rivers Des Plaines operating cash flow and debt facilities for joint venture and not funded by CDI



---



# Capital Management

### **Capital management philosophy based on creating long-term shareholder value**

#### **Maintain broad and expedient access to the capital markets**

- Ideal target is 3.0x-4.0x net leverage - willing to go higher for a strategic investment

#### **Engage in open and active dialogue with rating agencies and institutional investors**

#### **Investments focused on creating long-term shareholder value**

- Invest in organic investments to expand offerings in high growth areas with returns above cost of capital
- Pursue strategic acquisitions
- Dividends are considered annually by the Board of Directors based on the health of the Company
- Opportunistic share repurchases dependent upon free cash flow generation, leverage levels and other investment opportunities to grow the business

## Capital Projects

### Projected Capital Investments

Capital	2021 Actuals	2022 Forecast	
Maintenance	\$40 million	\$60-70 million	
Project	\$52 million	\$300 - 350 million	
	<ul style="list-style-type: none"> <li>▪ Oak Grove</li> <li>▪ Newport</li> <li>▪ Churchill Downs</li> <li>▪ Turfway Park</li> </ul>	<ul style="list-style-type: none"> <li>▪ Turfway Park</li> <li>▪ Churchill Downs</li> <li>▪ Derby City Gaming</li> </ul>	<ul style="list-style-type: none"> <li>▪ Queen of Terre Haute</li> <li>▪ DCG Downtown</li> <li>▪ Louisiana HRMs</li> </ul>


### Capacity for Future Investments

- 2.3x TTM Bank Net Leverage as of June 30, 2022
- Significant balance sheet flexibility
- \$1.2 billion undrawn credit facility<sup>1</sup>
- Demonstrated ability to access debt markets with attractive rates / terms

<sup>1</sup> \$1.195 billion available, net of \$5 million outstanding letters of credit

## Our investments have provided strong returns creating long-term shareholder value

Property	Year	Investment (\$ millions)	Payback Period
Winner's Circle Suites and Courtyard	2015	\$4	< 5 years
Turf Club / Stakes Room	2016	\$18	< 5 years
Ocean Downs Slot Floor Purchase	2017	\$13	< 2 years
Miami Valley Expansion	2017	\$5	< 2 years
Oxford Hotel & Floor Expansion	2017	\$27	< 6 years
Ocean Downs Expansion	2017	\$18	< 3 years
Derby City Gaming	2018	\$65	< 2 years



**We have demonstrated M&A is a core discipline of our team**

**Typical M&A Target Screen**

**Regional casino assets with future growth potential**  
**Well positioned competitively – existing gaming and future gaming expansion**  
**Accretive to free cash flow and earnings per share with returns above cost of capital**

**And, we have shown our ability to be a disciplined seller of assets**

**Land Sales**

**Sold 61 acres of excess Calder land for \$26.5 million or \$434k per acre<sup>1</sup> in 2016**  
**Sold 115.7 acres of excess Calder land for \$291 million or \$2.5 million per acre<sup>1</sup> in June 2022**  
**Announced agreement to sell 326-acre Arlington property for \$197.2 million in 2021**

**Big Fish Games**

**Purchased for \$835 million<sup>2</sup> Dec. 2014**  
**Sold for \$990 million<sup>2</sup> in Jan. 2018**  
**> 50% levered IRR**

**Saratoga – New York and Colorado**

**Swapped 25% equity ownership in Saratoga – New York and Colorado for remaining 50% equity ownership in Ocean Downs Casino in Aug. 2018**  
**Retained rights to online sports betting and iGaming if regulation allows in the future**

<sup>1</sup> Excluding real estate commissions paid

<sup>2</sup> Gross, prior to settlement of working capital adjustments and transaction costs

**CDI has returned \$1.5 billion of capital to shareholders over the last 7 years**

### Dividends

- **2022 was the 11<sup>th</sup> consecutive increase in the dividend per share**
- **\$152 million paid to shareholders in dividends over the last 7 years**

### Share Repurchases

- **Returned \$1.38 billion to shareholders through share repurchases over the last 7 years**
  - Repurchased ~15.9 million shares at an average price of ~\$87 per share<sup>1</sup>
- **\$359 million remaining under the 2021 Stock Repurchase Plan at June 30, 2022**

**Reflects our long-term commitment to effectively return capital to shareholders unless there are more attractive growth opportunities**

<sup>1</sup> Through June 30, 2022



---



# **Environmental, Social, and Governance**



## CDI Approach to Environment, Social and Governance (“ESG”)

### ESG Committee established to lead ESG initiatives

- Cross-functional team led by CFO
- CDI’s Nominating & Governance Committee provide oversight to the Committee and CDI leadership regarding CDI’s ESG strategy
- Oversight of CDI’s responsible gaming, compliance, environmental, health and safety, sustainability, corporate social responsibility, corporate governance and other efforts regarding public policy matters and commitments

### Responsible Gaming

- CDI only operates in regulated gaming markets
- CDI promotes responsible gaming at all of our properties and online, for all of our products and services
- CDI’s leadership team and CDI’s Audit Committee of the Board of Directors provide oversight

### Environment

- CDI is committed to environmental responsibility in the communities in which we operate
- CDI initiatives at properties to lessen energy and water usage, to decrease carbon emissions, and to responsibly manage waste are ongoing

### Social

- CDI is investing in the communities in which we operate
- CDI supports its team members by assisting with funding of continuing education and pursuit of professional licenses and designations, various leadership programs, and programs to help those in need

### Governance

- We strive to attract a Board with diversity of race and gender, as well as general diversity of background and experiences including financial, industry, and risk experience
- Each member of the Board brings unique skills and experiences to the team and plays a vital role in the direction of CDI

## CDI Approach to Responsible Gaming

**CDI is committed to promoting responsible gaming at all of our properties and online, for all of our products and services**

### Team Members

**We provide the knowledge and skills regarding:**

- Importance of responsible gaming
- CDI policies related to responsible gaming
- CDI policies regarding advertising and direct marketing
- How to actively recognize and respond to requests for information and to incidents

### Customers and Guests

**We provide information regarding:**

- Self-restriction and self-exclusion programs to not receive direct marketing and to be denied access to any CDI property
- Education on how the games work, tips on how to play responsibly, and to provide referrals and support for problem gambling treatment

### Monitoring

**CDI's Audit Committee oversees compliance with responsible gaming regulations:**

- Quarterly self reporting of property incidents by CDI Leadership Team
- Periodic internal audits reported to CDI's Audit Committee and state gaming regulators

**Periodic state gaming regulator audits**

## CDI Approach to the Environment

### We have ongoing initiatives at our properties:

- To lessen energy and water usage
- To decrease our carbon emissions
- To responsibly manage waste



### Examples of these initiatives include:

- We are committed to installing LED lighting in all of our newly constructed properties and converting to LED lighting at our existing properties over time
- Our properties are implementing a wide range of recycling initiatives
- Our teams have enhanced the efficiency of our heating and cooling systems, including nightly setbacks, high efficiency compressors on HVAC equipment, and demand controlled ventilation at our properties
- We installed large pipes at Churchill Downs Racetrack to act as storage basins during heavy rainfalls, reducing an estimated 12 million gallons of wastewater overflows into the neighboring communities
- Eight of our properties have worked with Restaurant Technologies to utilize cooking oil recycling, reducing used cooking oil by 90,624 pounds annually

**We are committed to reducing our impact on the environment in the communities in which we operate**

## CDI Approach to Social

### CDI is investing in the communities in which we operate

- CDI contributes over \$2.2 million annually via grants and in-kind donations to over 750 organizations
- Each year, CDI donates Derby Week tickets and experiences to nonprofit fundraising auctions, resulting in > \$2.5 million raised to benefit various charitable causes
- Our team members demonstrate their commitment to our communities through toy and food drives, preparation of meals for those in need, and assisting nonprofits
- CDI helps to raise awareness for women's breast and ovarian cancer as Kentucky Oaks attendees dress in pink and nearly 150 breast and ovarian cancer survivors march in the Survivors Parade
  - More than \$2 million has been raised for breast health since inception



### CDI supports its team members by assisting with funding of continuing education and pursuit of professional licenses and designations, various leadership programs, and programs to help those in need

- Our Business & Technology Rotational Program is a 2-year development track that provides a unique professional development and mentorship opportunity for young professionals to work with senior-level leaders
- CDI supports and encourages its team members to continue their academic growth by offering tuition reimbursement following one year of service
- The Helping Others Receive Support in Emergencies (HORSE) Program is a nonprofit charitable organization established by CDI to provide confidential emergency financial assistance to team members and their families in situations caused by unforeseeable and uncontrolled hardships



## CDI Approach to Governance

### **Strong Board of Directors – eight highly qualified members that play a vital role in the direction of CDI**

- 7 of 8 directors are independent
- 2 of 8 independent directors are a woman or diverse
- Fully independent Audit and Compensation committees
- Board includes financial, industry and risk management experts

### **Oversight by Board of Directors regarding critical governance responsibilities**

- Risk Management
- Responsible Gaming
- Cybersecurity
- ESG
- Code of Conduct

### **Single-class capital structure protects investor rights**

### **Mandatory Board of Director retirement age of 72**

### **Policies and practices in place to protect the integrity of our business**

- Anti-money laundering policy
- Anti-corruption policy
- Mandatory ethics and cybersecurity training for all full-time employees



---



# *Appendix*

## Management Team



**Bill Carstanjen**  
**Chief Executive Officer**

- Chief Executive Officer since Aug. 2014; Director since 2015
- President and COO, Mar. 2011 – Aug. 2014; COO, Jan. 2009 – Mar. 2011
- EVP, General Counsel & Chief Development Officer, July 2005 – Dec. 2008
- Former Executive of GE
- Began career as attorney with Cravath, Swaine, & Moore LLP in NYC
- Columbia Law School



**Bill Mudd**  
**President and Chief Operating Officer**

- Chief Operating Officer since Oct. 2015
- President and Chief Financial Officer, Aug. 2014 – Oct. 2015
- Chief Financial Officer from Oct. 2007 to Aug. 2014
- 15-year multi-industry, multi-business background with GE
- Former Captain in the U.S. Army Reserves
- B.A. in Mathematics from Bellarmine University; MBA



**Marcia Dall**  
**Executive Vice President and Chief Financial Officer**

- Chief Financial Officer since Oct. 2015
- Public company Chief Financial Officer for Erie Insurance Group / Erie Indemnity (Nasdaq: ERIE), Mar. 2009 to Oct. 2015
- 20+ year tenure with GE / GE Capital in finance / operational / executive roles
- B.S. in Accounting – Indiana University; MBA – Kellogg School of Management at Northwestern University; CPA

## Board of Directors



**Alex Rankin**  
Chairman of the Board

- Independent Chairman since 2018
- Director since 2008
- Chairman of the Board of Sterling G. Thompson Company, LLC
- President of Upson Downs Farm, Inc.
- Chairman of James Graham Brown Foundation



**Bill Carstanjen**

- CEO since 2014; Director since 2015
- CDI President and COO, 2011 – 2014; COO, 2009 - 2011
- CDI EVP, General Counsel & Chief Development Officer, 2005 - 2008
- Former Executive of GE
- Began career as attorney with Cravath, Swaine, & Moore LLP in NYC



**Ulysses Bridgeman, Jr.**

- Director since 2012
- Owner and CEO of Heartland Coca-Cola Bottling Company
- Previously owner & CEO of various companies operating over 450 restaurants in 20 states
- From 1975 – 1987 played professional basketball for the Milwaukee Bucks and Los Angeles Clippers



**Robert Fealy**

- Director since 2000
- Chair of Nominating and Governance Committee
- Managing Director of Limerick Investments, LLC
- Previously President, COO, and Director of The Duchossois Group



## Board of Directors (continued)



### Doug Grissom

- Director since 2017
- Managing Director of Madison Dearborn Partners' Business & Government Software and Services team
- Previously with Bain Capital, McKinsey & Company and Goldman Sachs



### Daniel Harrington

- Director since 1998
- Chair of Compensation Committee
- President and CEO of HTV Industries, Inc.
- Extensive financial, accounting, and Chief Executive experience



### Karole Lloyd

- Director since 2018
- Chair of Audit Committee and serves on the Nominating & Governance Committee
- Former Vice Chair and Southeast Regional Managing Partner for Ernst & Young LLP
- Serves on the Board of Directors of Aflac Inc.
- Handled mergers, IPOs, acquisitions, and divestures for EY



### Paul Varga

- Director since 2020
- Former Chairman and CEO of Brown-Forman Corporation
- Serves on the Board of Directors of Macy's Inc.
- Considerable experience and expertise in corporate finance, building brand awareness, product development, marketing, and sales

## Definition of Non-GAAP Financial Measures

Churchill Downs Incorporated (the “Company”, “we”, “our”) uses non-GAAP measures as a key performance measure of the results of operations for purposes of evaluating performance internally. These measures facilitate comparison of operating performance between periods and help investors to better understand the operating results of the Company by excluding certain items that may not be indicative of the Company’s core business or operating results. The Company believes the use of these measures enables management and investors to evaluate and compare, from period to period, the Company’s operating performance in a meaningful and consistent manner. The non-GAAP measures are a supplemental measure of our performance that is not required by, or presented in accordance with, GAAP, and should not be considered as an alternative to, or more meaningful than, net income or diluted EPS (as determined in accordance with GAAP) as a measure of our operating results. We use Adjusted EBITDA to evaluate segment performance, develop strategy and allocate resources. We utilize the Adjusted EBITDA metric to provide a more accurate measure of our core operating results and enable management and investors to evaluate and compare from period to period our operating performance in a meaningful and consistent manner. Adjusted EBITDA should not be considered as an alternative to operating income as an indicator of performance, as an alternative to cash flows from operating activities as a measure of liquidity, or as an alternative to any other measure provided in accordance with GAAP. Our calculation of Adjusted EBITDA may be different from the calculation used by other companies and, therefore, comparability may be limited.

**Adjusted EBITDA is defined as earnings before interest, taxes, depreciation and amortization, adjusted for the following:  
Adjusted EBITDA includes our portion of the EBITDA from our equity investments.**

**Adjusted EBITDA excludes:**

- Transaction expense, net which includes:
  - Acquisition, disposition, and land sale related charges;
  - Direct online Sports and Casino business exit costs; and
  - Other transaction expense, including legal, accounting, and other deal-related expense;
- Stock-based compensation expense;
- Rivers Des Plaines’ impact on our investments in unconsolidated affiliates from:
  - The impact of changes in fair value of interest rate swaps; and
  - Legal reserves and transaction costs;
- Asset impairments;
- Gain on Calder land sale;
- Legal reserves;
- Pre-opening expense; and
- Other charges, recoveries and expenses

## Reconciliation from GAAP to Non-GAAP Financial Measures

### Reconciliation of Comprehensive Income to Adjusted EBITDA

(in millions)	Three Months Ended June 30,		Six Months Ended June 30,			Years Ended December 31,		
	2022	2021	2022	2021	2019	2021	2020	2019
<b>Net income (loss) attributable to CDI</b>	339.3	108.3	381.4	144.4	118.7	249.1	(81.9)	137.5
Net loss attributable to noncontrolling interest	-	-	-	-	-	-	0.2	0.3
Net Income (loss) before noncontrolling interest	339.3	108.3	381.4	144.4	118.7	249.1	(82.1)	137.2
Loss from discontinued operations, net of tax	-	-	-	-	1.5	-	95.4	2.4
Income from continuing operations, net of tax	339.3	108.3	381.4	144.4	120.2	249.1	13.3	139.6
<b>Additions:</b>								
Depreciation and amortization	26.1	26.0	51.2	52.0	42.3	103.2	92.9	96.4
Interest expense	35.1	22.0	56.4	41.4	33.1	84.7	80.0	70.9
Income tax provision (benefit)	140.6	41.6	157.1	57.8	45.1	94.5	(5.3)	56.8
<b>EBITDA</b>	<u>\$ 541.1</u>	<u>\$ 197.9</u>	<u>\$ 646.1</u>	<u>\$ 295.6</u>	<u>\$ 240.7</u>	<u>\$ 531.5</u>	<u>\$ 180.9</u>	<u>\$ 363.7</u>
<b>Adjustments to EBITDA:</b>								
<b>Selling, general and administrative:</b>								
Stock-based compensation expense	\$ 7.4	\$ 7.1	\$ 14.4	\$ 12.6	\$ 12.1	\$ 27.8	\$ 23.7	\$ 23.8
Legal reserves	3.2	-	3.2	-	-	-	-	3.6
Other, net	1.8	0.2	4.3	0.2	0.5	0.2	0.8	0.4
Pre-opening expense	2.6	1.5	4.7	2.1	2.2	5.8	11.2	5.1
Impairment of intangible assets	-	11.2	4.9	11.2	-	15.3	17.5	-
Transaction expense, net	1.2	-	6.2	0.1	4.1	7.9	1.0	5.3
<b>Other income, expense:</b>								
Interest, depreciation and amortization expense related to equity investments	10.5	10.5	21.6	20.1	13.2	41.5	38.5	32.6
Changes in fair value of Rivers Des Plaines' interest rate swaps	(2.2)	(1.8)	(12.6)	(6.0)	12.2	(12.9)	12.9	12.4
Rivers Des Plaines' legal reserves and transactions costs	0.2	6.7	0.5	8.0	-	9.9	-	4.7
Other charges and recoveries, net	-	-	1.0	-	4.6	-	-	(0.2)
Gain on Calder land sale	(274.6)	-	(274.6)	-	-	-	-	-
Total adjustments to EBITDA	<u>(249.9)</u>	<u>35.4</u>	<u>(226.4)</u>	<u>48.3</u>	<u>48.9</u>	<u>95.5</u>	<u>105.6</u>	<u>87.7</u>
<b>Adjusted EBITDA</b>	<u>\$ 291.2</u>	<u>\$ 233.3</u>	<u>\$ 419.7</u>	<u>\$ 343.9</u>	<u>\$ 289.6</u>	<u>\$ 627.0</u>	<u>\$ 286.5</u>	<u>\$ 451.4</u>
<b>Adjusted EBITDA by segment:</b>								
Live and Historical Racing	\$ 163.9	\$ 98.4	\$ 191.8	\$ 116.7	\$ 123.3	\$ 175.0	\$ 39.1	\$ 135.6
TwinSpires	33.9	24.6	58.0	47.7	39.1	78.0	112.9	69.3
Gaming	106.8	119.8	197.9	202.2	140.9	411.9	173.1	277.9
Total segment Adjusted EBITDA	304.6	242.8	447.7	366.6	303.3	664.9	325.1	482.8
All Other	(13.4)	(9.5)	(28.0)	(22.7)	(13.7)	(37.9)	(38.6)	(31.4)
<b>Total Adjusted EBITDA</b>	<u>\$ 291.2</u>	<u>\$ 233.3</u>	<u>\$ 419.7</u>	<u>\$ 343.9</u>	<u>\$ 289.6</u>	<u>\$ 627.0</u>	<u>\$ 286.5</u>	<u>\$ 451.4</u>