ASML

Annual General Meeting of ASML Holding NV

Veldhoven, the Netherlands

April 22, 2026

Forward looking statements

This document and related presentation and discussion and other discussions at our annual general meeting 2026 related discussions contain statements that are forward-looking within the meaning of the U.S. Private Securities Litigation Reform Act of 1995, including statements with respect to plans, strategies, expected trends, including expected trends in the semiconductor industry and end markets, business dynamics and business environment trends, expected growth in the semiconductor industry by 2030, the expected impact of AI demand on our customers and our business, our expectation that lithography will remain at the heart of customer innovation, our ability and strategy to address our customers' needs, expected increase in critical lithography exposures, plans to increase capacity and output and expected capacity and productivity, our product portfolio, technological developments and expected performance of systems and expected shipment of new models and performance targets, Moore's law generally and specifically in the AI era, long-term trends in compute demand including projections through 2040, customer supply and demand trends, supply and demand dynamics including expectations regarding supply-limited market conditions for our customers, orders and order momentum, outlook of market segments and geographies, outlook and expected financial results including outlook and expected results for Q2 2026, including net sales, IBM sales, gross margin, R&D costs, SG&A costs, outlook and expectations with respect to full year 2026 including expected full year 2026 total net sales and growth, gross margin, annualized effective tax rate and expected increase in IBM sales, expectations with respect to EUV and DUV in 2026, our expectation that 2026 will be a growth year for our business, statements made at our 2024 Investor Day, including revenue and gross margin model and opportunity for 2030, our expectation to continue to return significant amounts of cash to shareholders through growing dividends and share buybacks and statements with respect to dividends including the final 2025 dividend, expected performance and capabilities of our systems and product roadmaps, our technology transformation including expected timelines and consultation processes, customer outlook and plans including customer roadmaps, capital expenditures and capacity expansion plans, ESG strategy and commitments and other non-historical statements. You can generally identify these statements by the use of words like "may", "expect", "will", "could", "should", "project", "believe", "anticipate", "expect", "plan", "estimate", "forecast", "guide", "potential", "intend", "continue", "target", "future", "progress", "goal", "model", "opportunity", "commitment" and variations of these words or comparable words. These statements are not historical facts, but rather are based on current expectations, estimates, assumptions, plans and projections about our business and industry and our future financial results and readers should not place undue reliance on them. Forward-looking statements do not guarantee future performance and involve a number of substantial known and unknown risks and uncertainties. These risks and uncertainties include, without limitation, risks relating to customer demand, semiconductor equipment industry capacity, worldwide demand for semiconductors and semiconductor manufacturing capacity, lithography tool utilization and semiconductor inventory levels, general trends and consumer confidence in the semiconductor industry, the impact of general economic conditions, including the impact of the macroeconomic and geopolitical environment on the semiconductor industry, semiconductor market conditions, the impact of AI on our industry and business and semiconductor demand and demand for our tools, the impact of inflation, interest rates, exchange rate fluctuations, wars and geopolitical developments, the impact of pandemics, the performance of our systems, the success of technology advances and the pace of new product development and customer acceptance of and demand for new technologies, products and models, our production capacity and ability to adjust capacity to meet demand, supply chain capacity, timely availability of parts and components, raw materials, critical manufacturing equipment and qualified employees, our ability to produce systems to meet demand, the number and timing of systems ordered, shipped and recognized in revenue, risks relating to fluctuations in orders and our ability to convert orders into sales and risks relating to the realization of our backlog, the risk of order cancellations, delays or push outs and restrictions on shipments of systems, including ordered systems, under export controls, risks relating to the trade environment, import/export and national security regulations and orders and their impact on us, including the impact of changes in export regulations and the impact of such regulations on our ability to obtain necessary licenses and to sell our systems and provide services to certain customers, the impact of the tariff announcements, changes in tax rates, available liquidity and free cash flow and liquidity requirements, our ability to refinance our indebtedness, available cash and distributable reserves for, and other factors impacting, dividend payments and share repurchases, the number of shares that we repurchase under our share repurchase program, our ability to enforce patents and protect intellectual property rights and the outcome of intellectual property disputes and litigation, our ability to meet ESG goals and commitments and execute our ESG strategy, other factors that may impact ASML's business or financial results, and other risks indicated in the risk factors included in ASML's Annual Report on Form 20-F for the year ended December 31, 2025 and other filings with and submissions to the US Securities and Exchange Commission. These forward-looking statements are made only as of the date of this document. We undertake no obligation to update any forward-looking statements after the date of this report or to conform such statements to actual results or revised expectations, except as required by law.

Opening

of the Annual General Meeting of ASML Holding NV

1

(Non-voting item)

Overview

of the Company's business, financial situation and ESG sustainability

2

(Non-voting item)

Industry context and our progress in 2025

Christophe Fouquet
President and CEO

We see our society going from chips everywhere to AI chips everywhere

We will see AI penetrate all different segments of the semiconductor eco-system

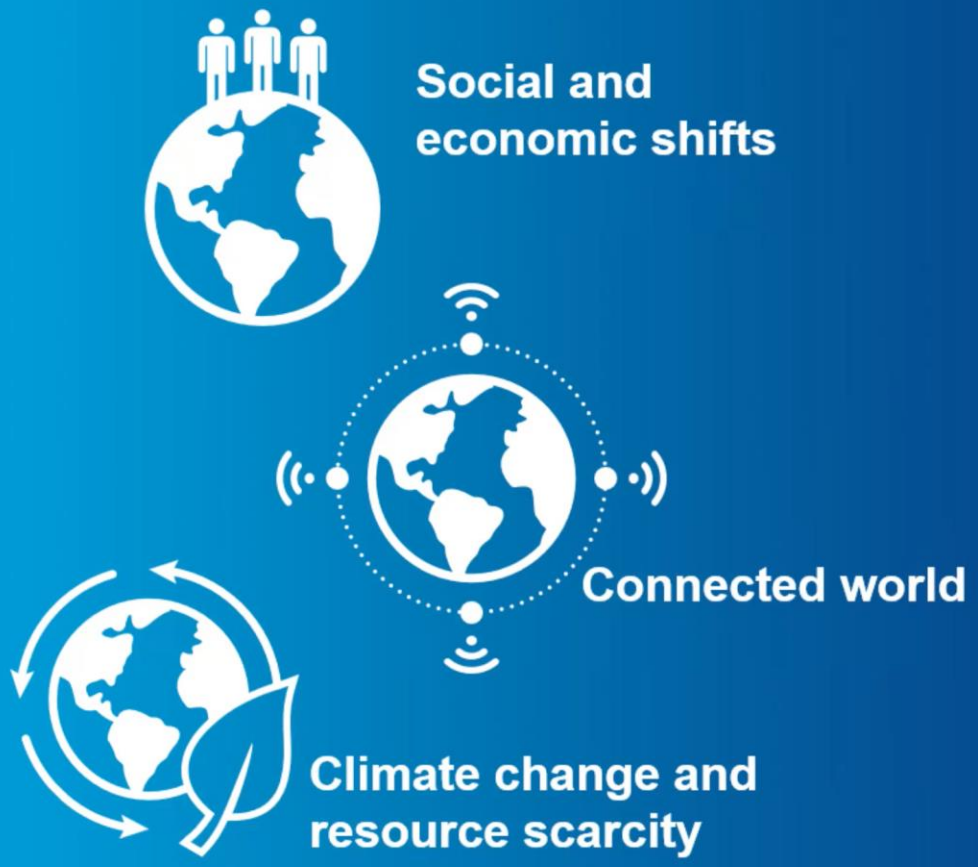

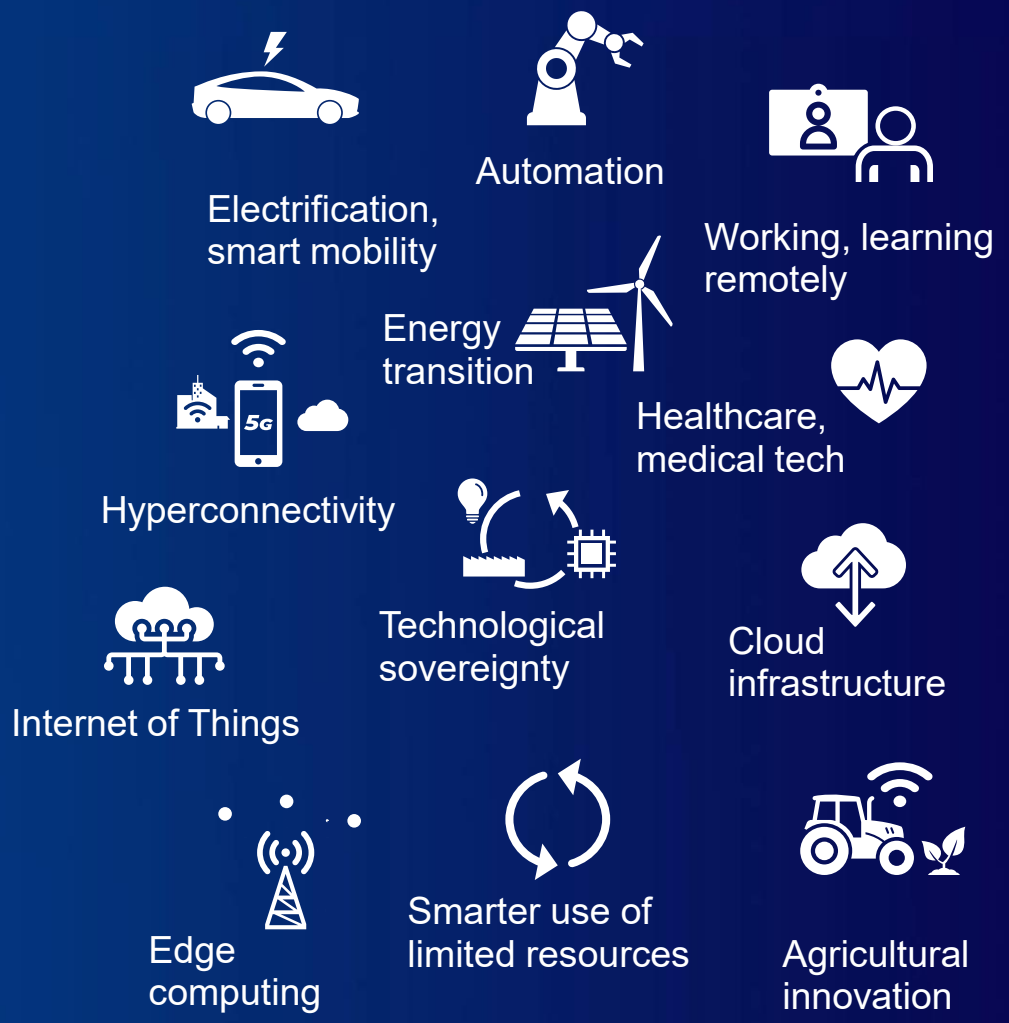

AI has strong potential to drive the entire semiconductor industry forward

Semiconductor part of GDP expected to grow by >50% by 2030

Connecting IoT
Sensors
Mainstream edge compute
Data AI power compute (+memory)
AI

Semiconductor sales as % of global nominal GDP have steadily grown across the previous computing waves

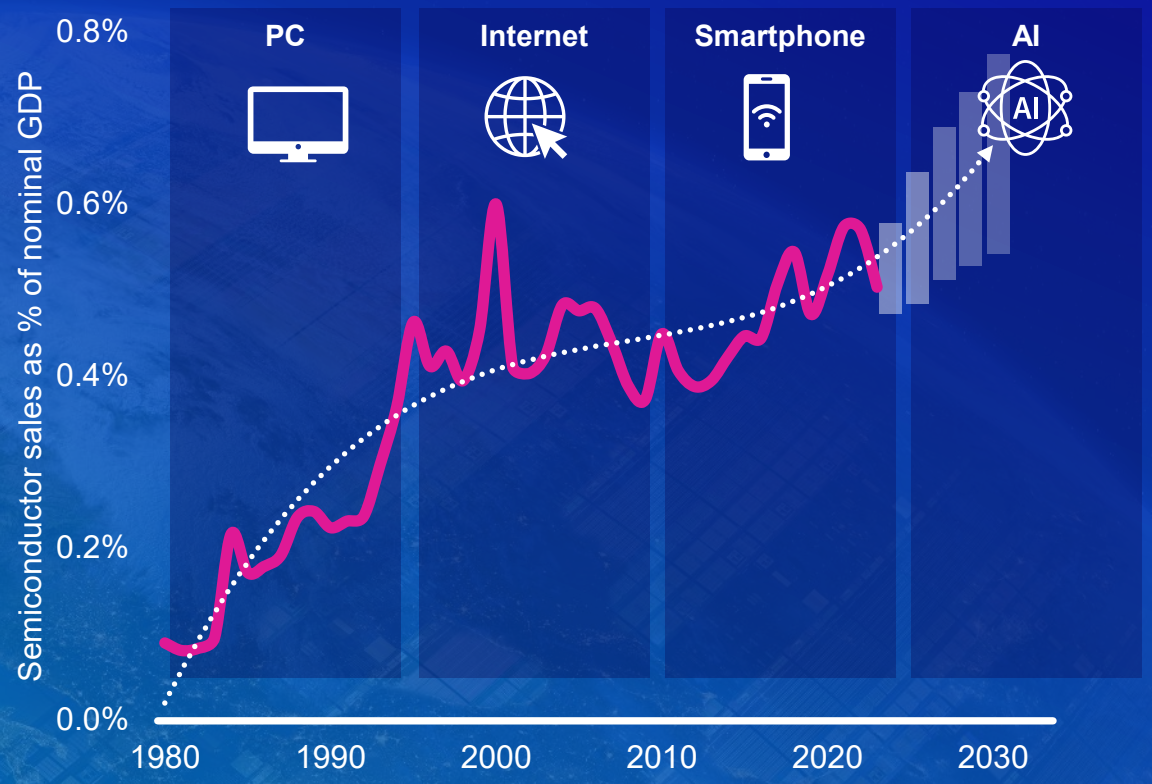

Source: ASML analysis, International Monetary Fund (IMF), SEMI

AI industry leaders are investing heavily into AI infrastructure, the race is on!

US (Meta, Amazon, Google…) leads a **>$2 Trillion** worldwide Capex investment wave

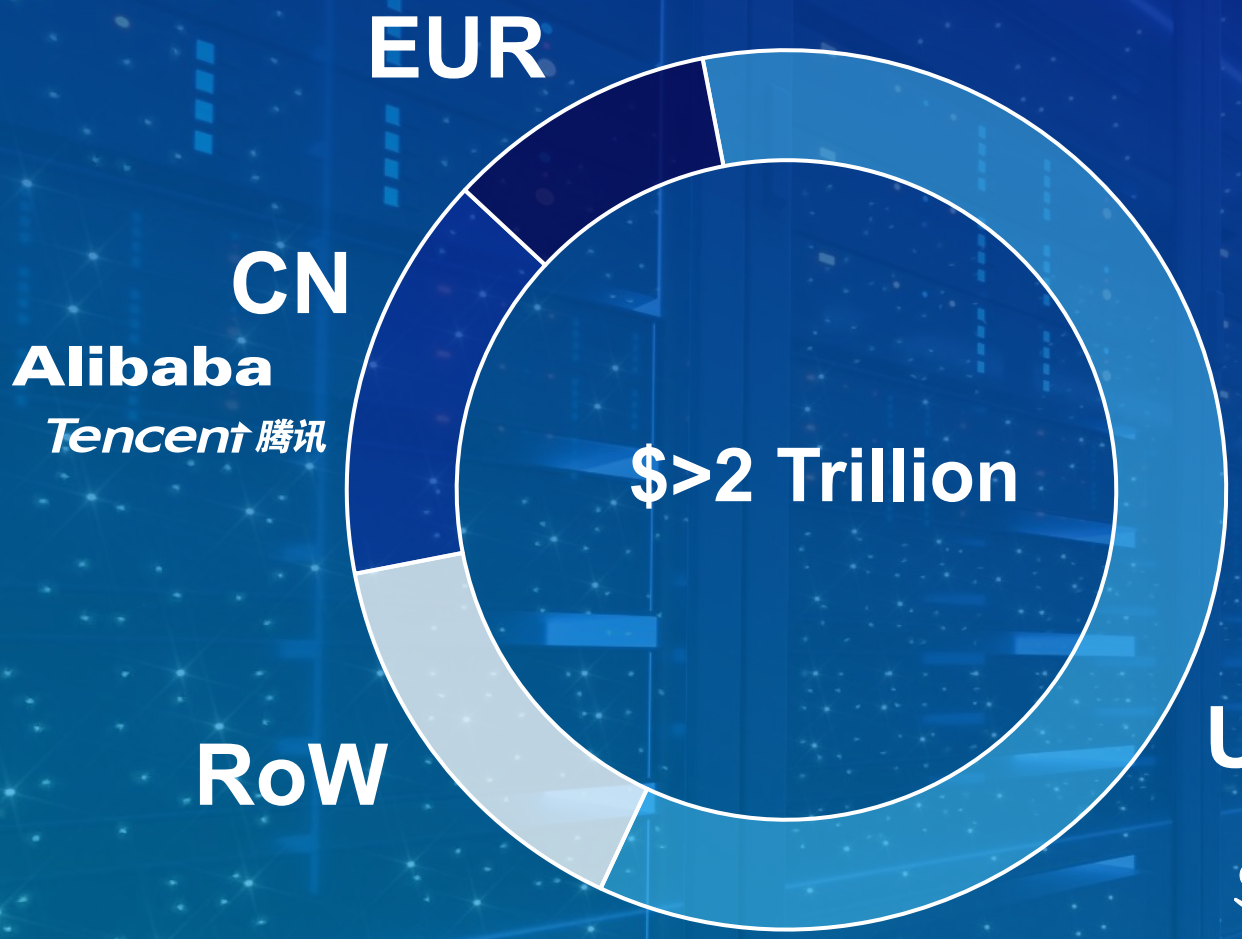

Hyperscaler compute capacity will double over next two years, says Wells Fargo

It estimates hyperscaler capital expenditures will nearly double to more than $860 billion by 2027, from $427 billion in 2025, with total spending of $2.47 trillion over 2026 to 2028, about 8% above consensus.

Feb 23, 2026 Investing.com

US

aws Microsoft

Our customers are investing aggressively in capacity to respond to AI demand

However, we expect the market to be supply limited for several years

TSMC intends to raise prices on wafers produced using its advanced process technologies
September 2, 2025 tom's HARDWARE

Micron invest roughly $200 billion in U.S. manufacturing, taken a major step toward building its new New York plant.
Published Sep 12, 2025 TrendForce

We expect Micron's calendar 2025 bit supply growth to be below industry bit demand growth for non-HBM DRAM and for NAND.
FQ4 2025 micron

GlobalFoundries …will invest €1.1 billion to expand its manufacturing facility in Dresden.. to increase production capacity to over one million wafers annually by the end of 2028.
Published Oct 28, 2025 REUTERS

"The global rush by chipmakers to produce AI chips is tightening supply of less glamorous chips used in smartphones, computers and servers…
Memory chip makers started allocating more of their production capacity to high-bandwidth memory (HBM) chips…"
Published Oct 20, 2025 REUTERS

Samsung Preps For Mass Production On HBM4 in 2026
Published Oct 30, 2025 wccftech

SK hynix installing equipment at new HBM hub in Korea
Published Oct 27, 2025 The Korea Times

Intel amends CHIPS Act deal with US Commerce Department, gets $5.7 billion early
Published Aug 30, 2025 REUTERS

TSMC plans to increase U.S. investment in adv. semiconductor manufacturing by $100 billion with three new fabs
Published March 04, 2025 tsmc

South Korea announced increase in support package for semiconductor industry $23.25 billion
Published Apr 15, 2025 REUTERS

Samsung Electronics, SK Hynix Raise DRAM, NAND Prices
Published Sep 23, 2025 BusinessKorea

Strong ASML and TSMC forecasts signal AI spending boom intact
Published Apr 16, 2026 REUTERS

Compute demand from AI accelerated since 2010, outpacing Moore's law

Moore's law alone is not sufficient to meet future training computing power requirements

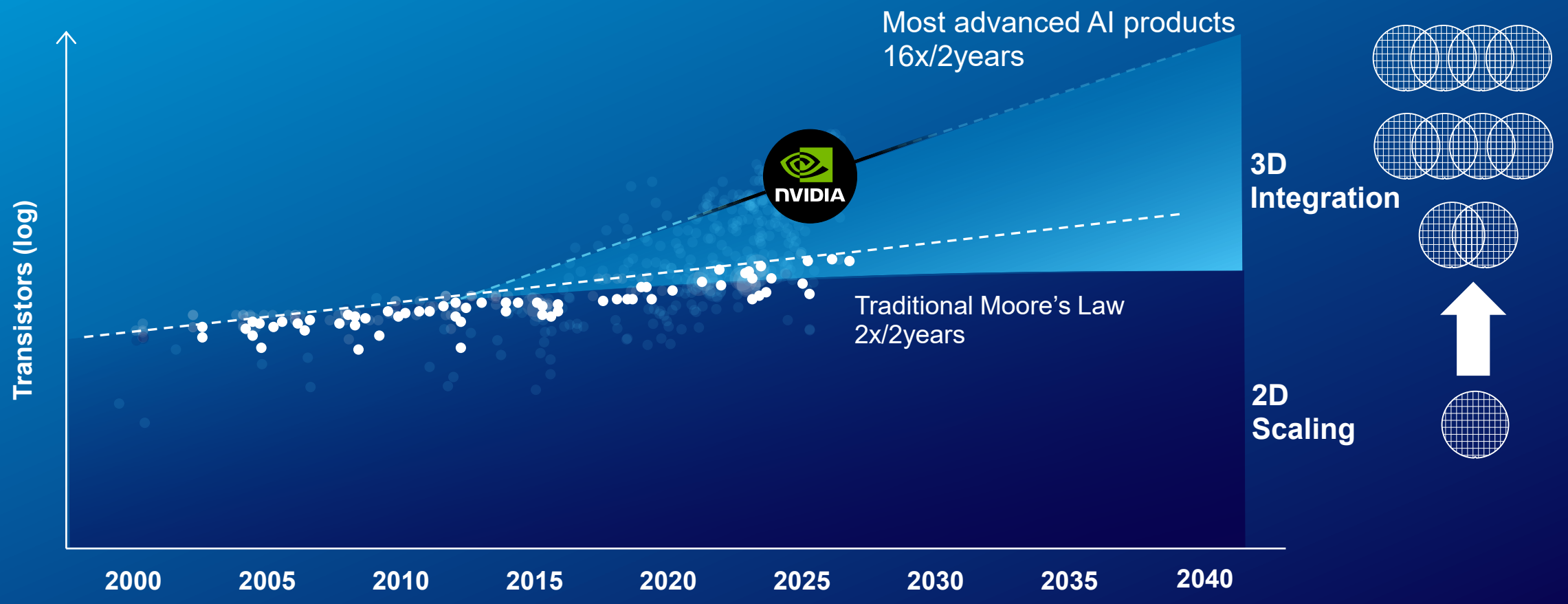

Sources: H.S.P Wong et.al. Stanford Technology Integration Trend, accessed 2,2, '25, Epoch AI "Data on Notable AI Models" & "Data on Machine Learning Hardware"

Most advanced AI chips' appetite for silicon area is enormous and growing

Upcoming advanced NVIDIA systems require 4x more silicon within three years

2024

NVIDIA Blackwell System

72 Blackwell GPUs
1.1 EF FP4

576 Memory Chips
20 TB
576 TB/s

18 NVLink Switches
130 TB/s All-to-All



130 Trillion Transistors

2,592 Grace CPU Cores

72 ConnectX-8 NICs

18 BlueField DPUs

2.5 wafers

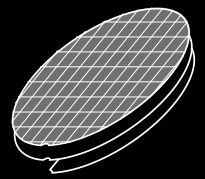

2027

NVIDIA Rubin Ultra System

576 Rubin GPUs
15 EF FP4

2,304 Memory Chips
150 TB
4600 PB/s

144 NVLink Switches
1500 PB/s



1,300 Trillion Transistors

12,672 Vera CPU Cores

576 ConnectX-9 NICs

72 BlueField DPUs

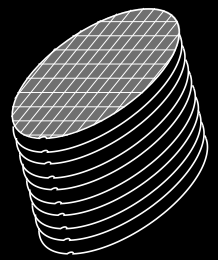

10 wafers

Source: NVIDIA

Compute demand from AI accelerated since 2010, outpacing Moore's law

Moore's law alone is not sufficient to meet future training computing power requirements

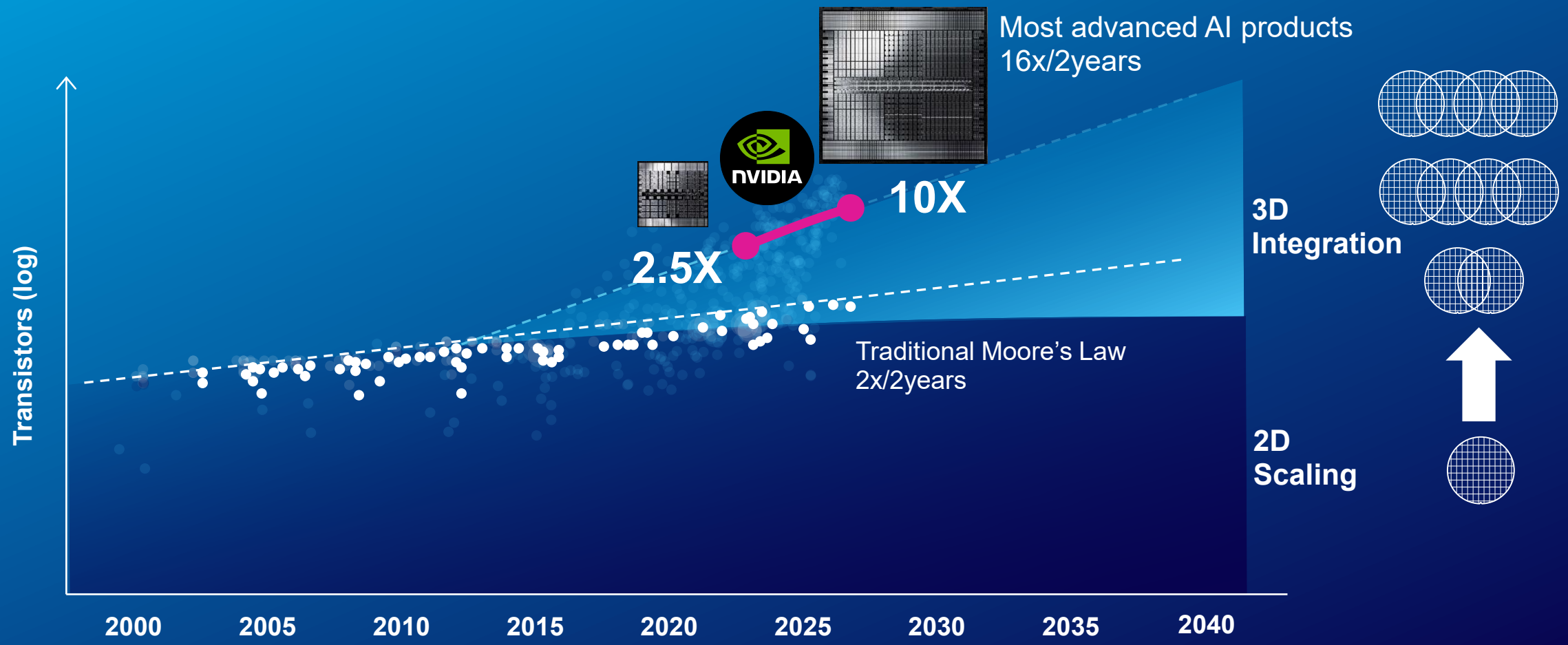

Sources: H.S.P Wong et.al. Stanford Technology Integration Trend, accessed 2,2, '25, Epoch AI "Data on Notable AI Models" & "Data on Machine Learning Hardware"

AI momentum creates new short- and long-term opportunities for ASML

ASML will need to deliver both innovations and capacity to address the new market demands

More capacity

Many of our customers have shared a marked step-up in their medium-term capacity plans

Our customer ramp will be aggressive to address a supply limited market in 2026-27, and possibly beyond



More technology

Generative AI and other high performance compute applications are driving the need for more powerful, more energy efficient and smaller semiconductors

2D scaling and 3D integration will require major innovation to address AI products roadmap

More lithography

We expect 2026 to be a growth year for ASML's business, largely driven by increase in litho intensity, EUV sales and growth in our installed base business sales

We continue to invest in people and footprint to support that growth in 2026 and beyond

AI fueling the entire ASML product portfolio through a large set of applications

Mainstream semi grows in volume, while high performance continues to follow Moore's law

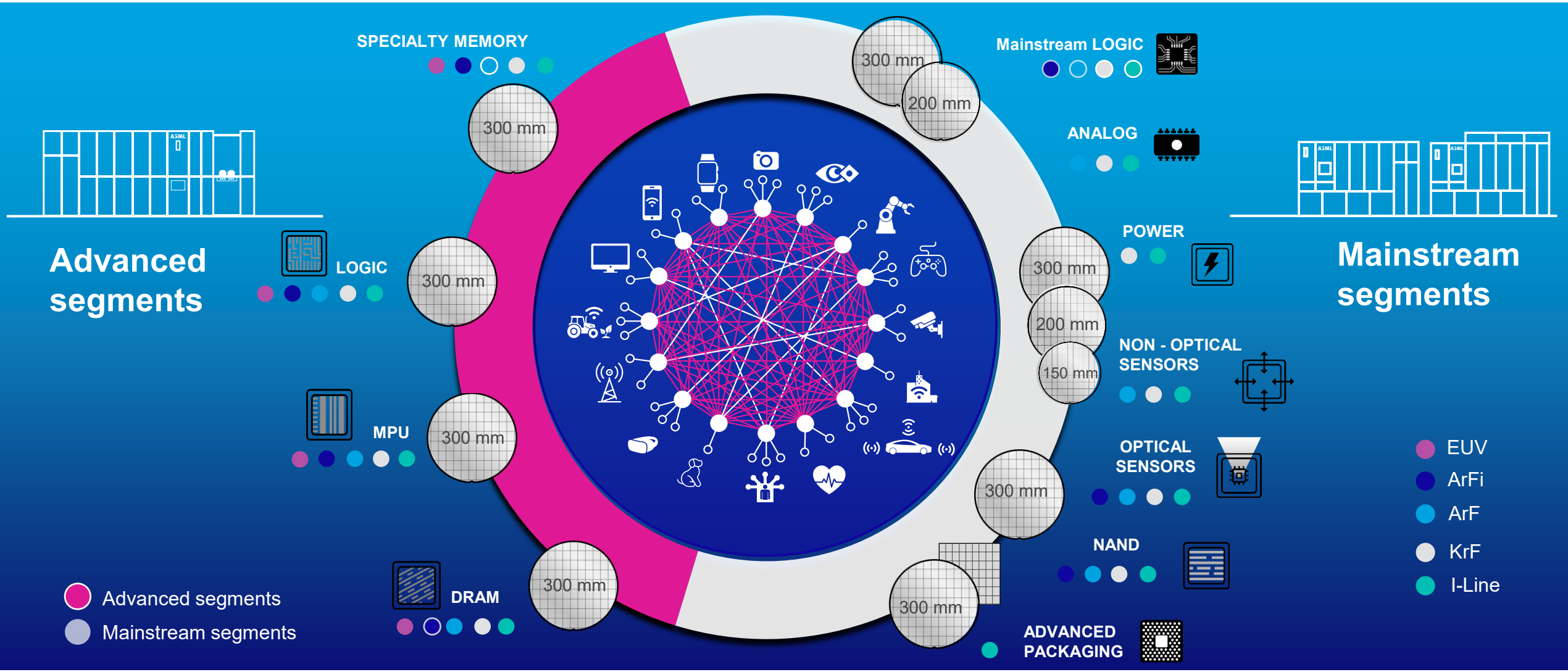

Public

EUV supports AI chips manufacturing with record productivity

Second generation High NA system now running at a customer site

- EUV capacity has grown more than 30%
- We have continued to increase the performance of the **TWINSCAN NXE:3800E** system, achieving record NXE throughput of 230 wafers per hour to support High Volume Manufacturing
- Until the end of 2025 we shipped a total of eight **High NA systems** to several customers, and six are in operation including our first second-generation High-NA system, the **TWINSCAN EXE:5200B**
- Together with customers, we are maturing **High NA EUV platform**, to keep us on track to meet High Volume Manufacturing requirements by the end of 2026 and insertion in 2027-2028 at our customers

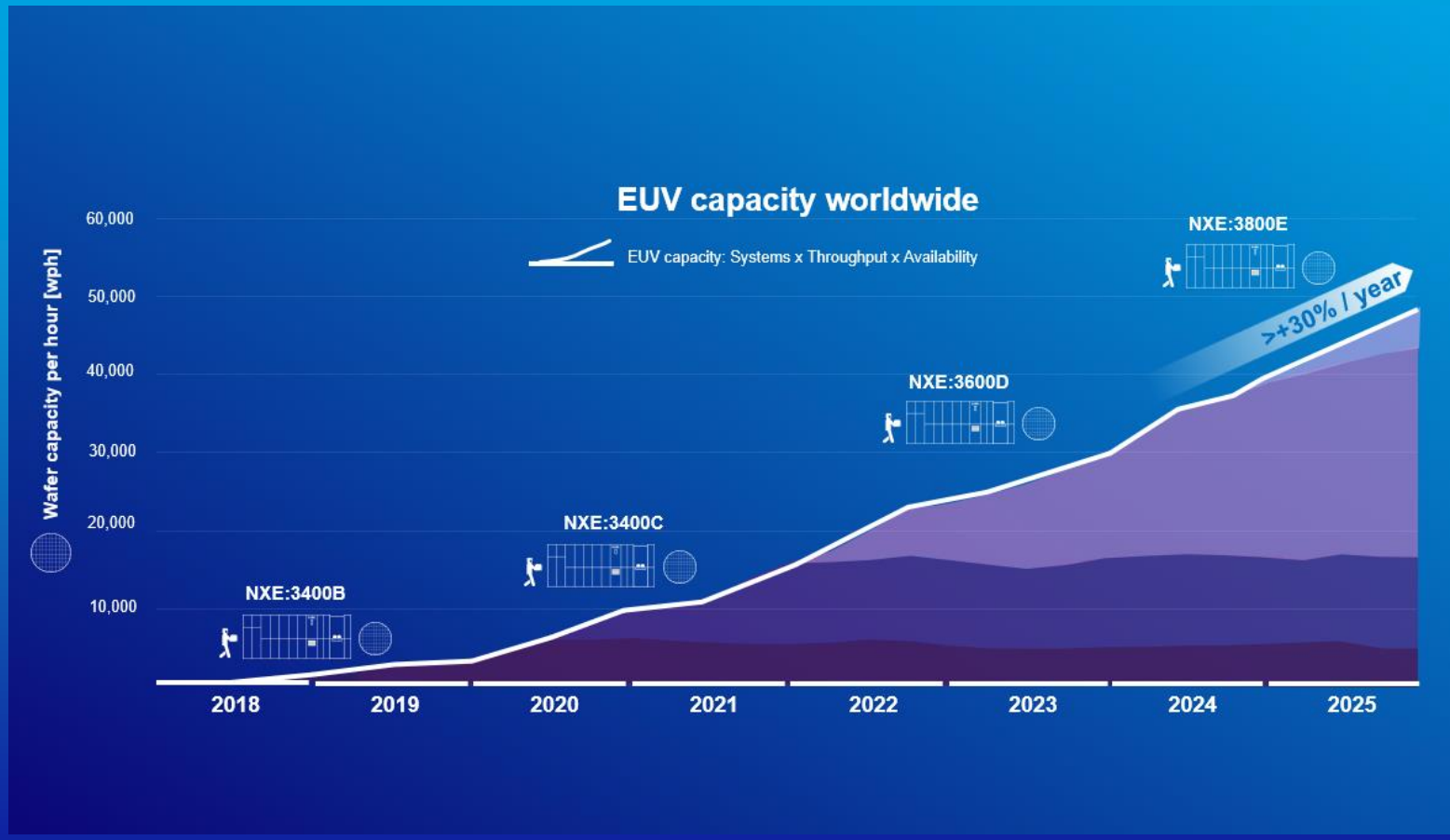

DUV products are and will remain a workhorse of the industry

Our lithography technology will benefit from 3D integration, which ASML started to support with the XT:260

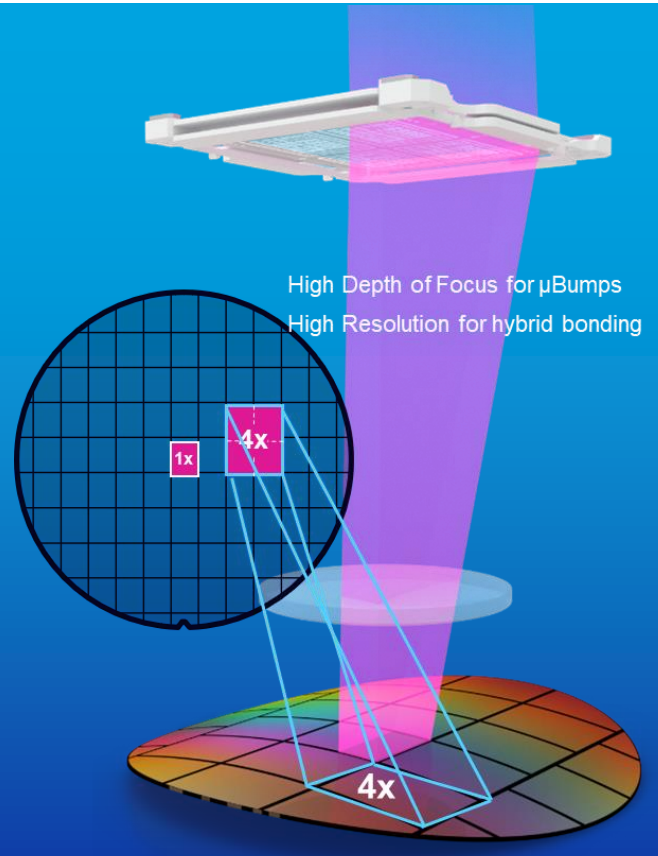

- Our latest generation immersion system, the **NXT:2150i**, has been running high volume production at more than 300 wafers per hour, and sub-nanometer overlay
- The **NXT:870B** reached 401 wafers per hour during an endurance throughput test, a milestone in the systems' productivity journey
- We shipped the first **TWINSCAN XT:260**, an i-line system that targets the specific needs of 3D applications and advanced packaging

Holistic Lithography focuses on improving accuracy and patterning yield to maximize value for our customers

- Our optical metrology and e-beam inspection business has grown by ~30% in 2025, stressing the increased need for those applications
- We made significant progress on **Multi e-beam wafer inspection**, and it is now ready for **High Volume Manufacturing**
- We shipped the first **YieldStar 1390** to a customer in 2025, offering increased throughput for post-etch process monitoring

Goals of AI partnership between ASML and Mistral AI

Focus is on generating value to our customers by enhancing our product offering

1. Strengthen our core competence
2. Support connected markets

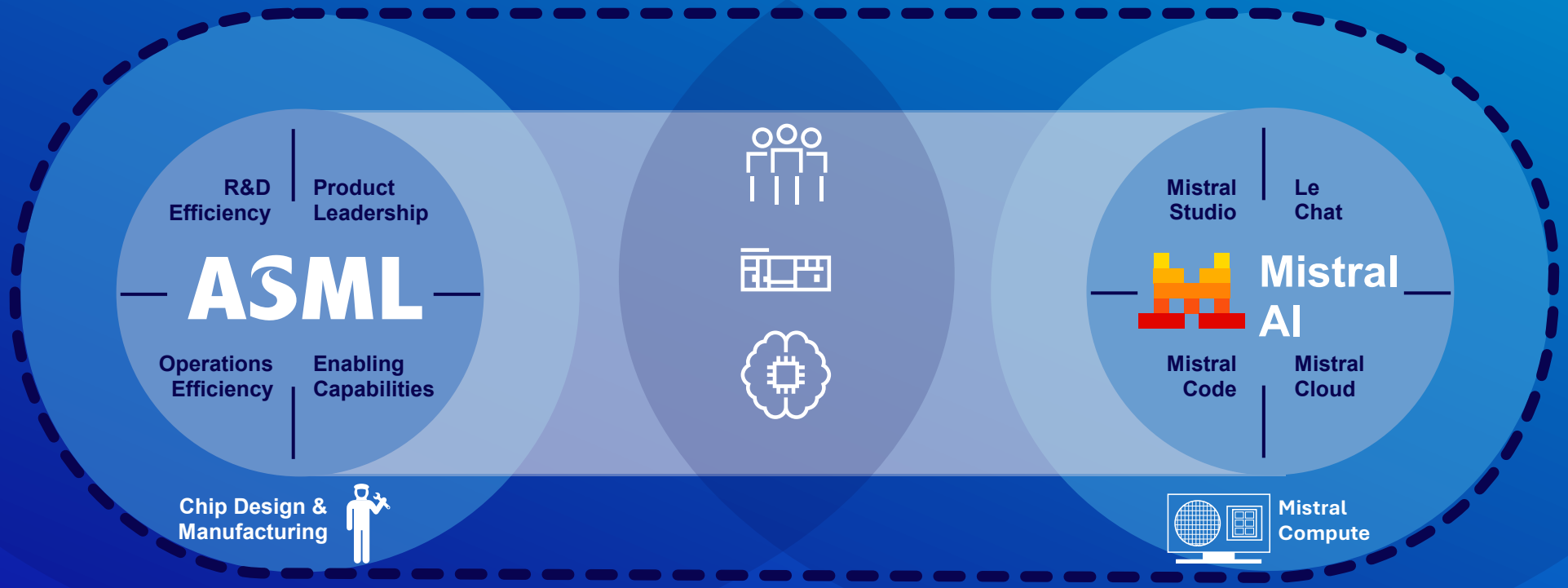

3. Explore new opportunities

Continuing to work with partners for an attractive, inclusive Brainport region

Mobility

Beethoven infrastructure

ASML has agreed to invest in public infrastructure measures under the Beethoven program. This includes the construction of bicycle paths, high-quality public transport facilities in the region, and the development of the new underground bus station at Eindhoven Central Station.

Affordable housing

Beethoven housing

We agreed to contribute to the Beethoven housing program, for affordable homes across the 21 MRE municipalities – contributing to the Brainport region as a place where everyone can live well.

Culture

New museum in Eindhoven

The Rijksmuseum, Eindhoven municipality, and ASML have joined forces to build a new, Brainport-style Rijksmuseum in Eindhoven; bringing world-class art to the region and strengthening Brainport as a cultural destination and a great place to live and work.

Education

Collaboration with TU/e

ASML invests in our partnership with Eindhoven University of Technology to build a cleanroom and support PhD students and academic research.

Expanding our footprint to serve our customers

Preparing for growth

Asia

Korea's Hwaseong campus

In late 2025, Korea's Hwaseong campus opened its doors, enabling us to collaborate more closely with our key customers and the broader industry ecosystem in South Korea.

US

Phoenix training center

In Q4 2025, we inaugurated our **new training center** for customer support engineers in **Phoenix, Arizona** – a significant milestone in our global initiative to provide technical training support to field teams and customers.

Europe

Eindhoven BIC campus

Preparations of our BIC campus are progressing. We plan to develop the campus in phases and have the first employees move to the new location in Q1 2028.

Groundbreaking planned in Q3 2026.

Overview

of the Company's business, financial situation and ESG sustainability

2

(Non-voting item)

Financials and outlook

Roger Dassen
Executive Vice President and CFO

2025 - Business summary[1]

ASML:

- Total net sales of €32.7 billion at 52.8% gross margin
- Net income at €9.6 billion resulted in an earnings per share (basic) of €24.73
- Returned €8.5 billion to shareholders through dividends and share buybacks
- Invested €1.3 billion in Mistral AI, a strategic partnership to accelerate AI-driven innovation in holistic lithography and operations

EUV lithography:

- EUV system sales increased 39%[2] to €11.6 billion, recognized revenue on 48 EUV systems (NXE & EXE)
- Revenue recognition on the first EXE:5200B system after completion of Site Acceptance Test

DUV lithography:

- DUV system sales decreased 6%[2] to €12.0 billion, recognized revenue on 279 systems of which 47% immersion systems
- Shipped and recognized revenue from the first XT:260 system, our first product in the 3D Integration market

Applications:

- Metrology & Inspection systems sales increased 28%[2] to €825 million due to higher YieldStar and e-beam systems sales
- Multi e-beam Inspection adoption increasing, enabled by improved maturity & productivity

Installed Base:

- Installed Base Management sales[3] increased 26%[2] to €8.2 billion due to higher service and upgrade business

[1] These numbers have been prepared in accordance with US GAAP. Numbers have been rounded for readers' convenience [2] Compared to FY 2024
[3] Installed Base Management equals our net service and field option sales

Net system sales breakdown (yearly)

2025
Net system sales €24,474 million

Technology

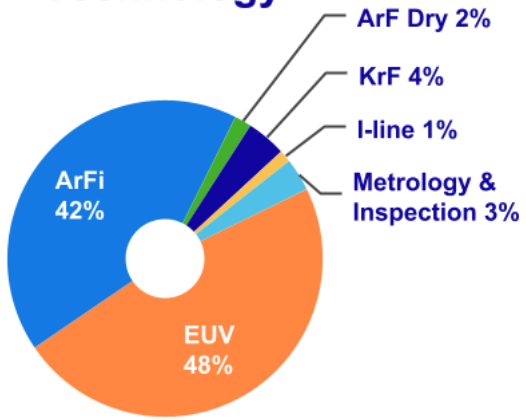

End-Use

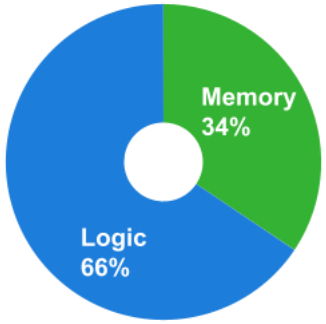

Region (ship to location)

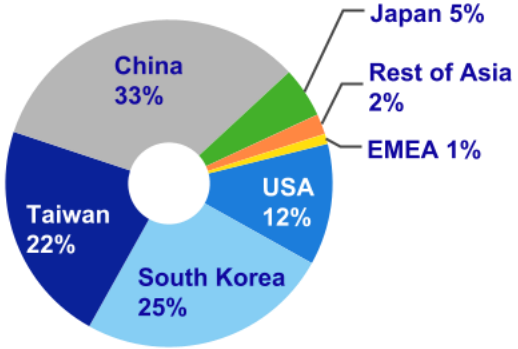

Sales in lithography units

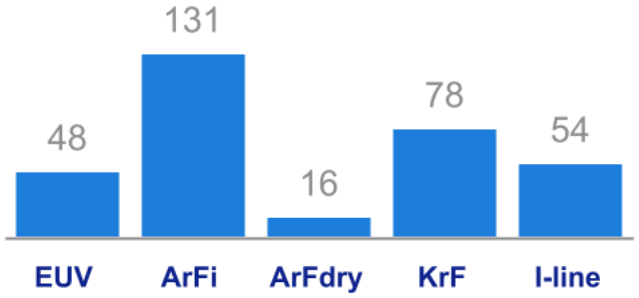

2024
Net system sales €21,769 million

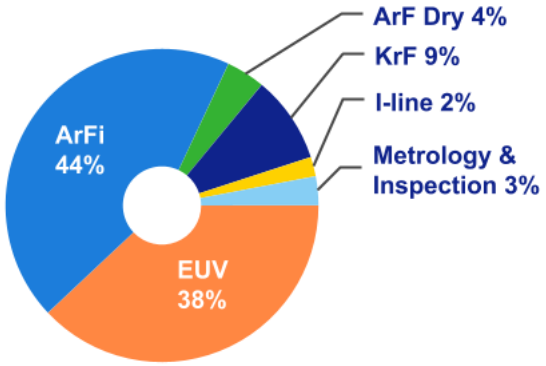

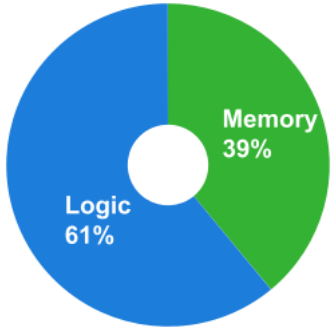

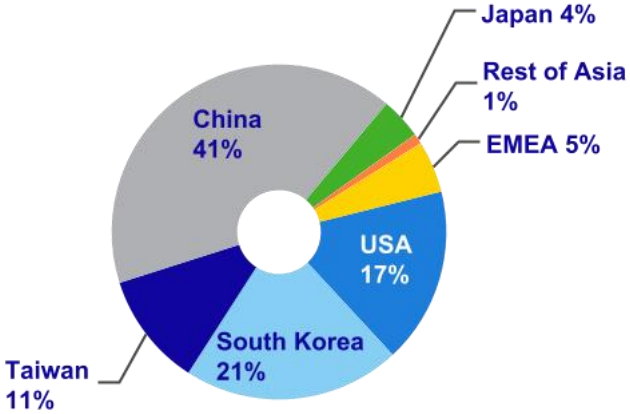

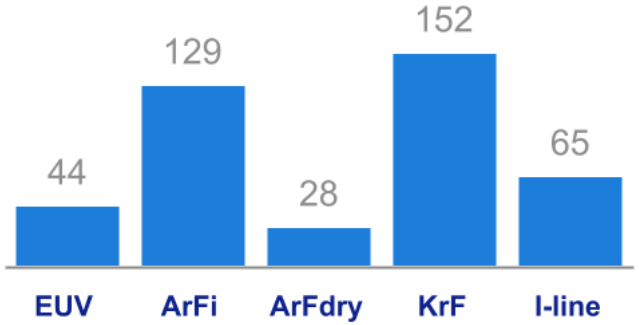

Total net sales by End-use

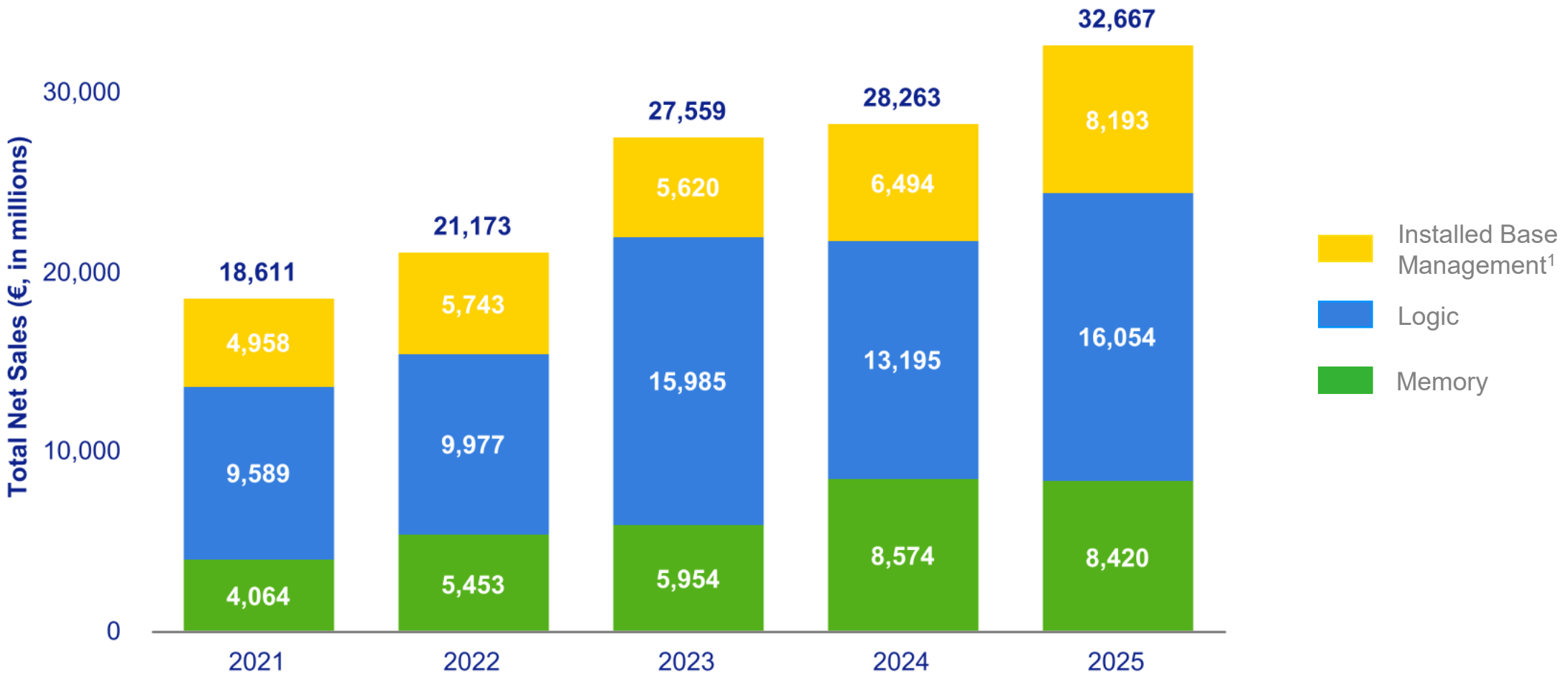

[1] Installed Base Management equals our net service and field option sales

Cash return to shareholders

- In 2025, ASML paid total dividends of €2.6 billion, consisting of one 2024 interim dividend, one 2024 final dividend and two 2025 interim dividends, and purchased €5.9 billion of shares
- ASML intends to declare a total dividend for the year 2025 of €7.50 per ordinary share. Recognizing the three interim dividends of €1.60 per ordinary share paid in 2025 and 2026, this leads to a final dividend proposal to the Annual General Meeting of €2.70 per ordinary share
- ASML announced a new share buyback program of up to €12 billion to be executed by December 31, 2028

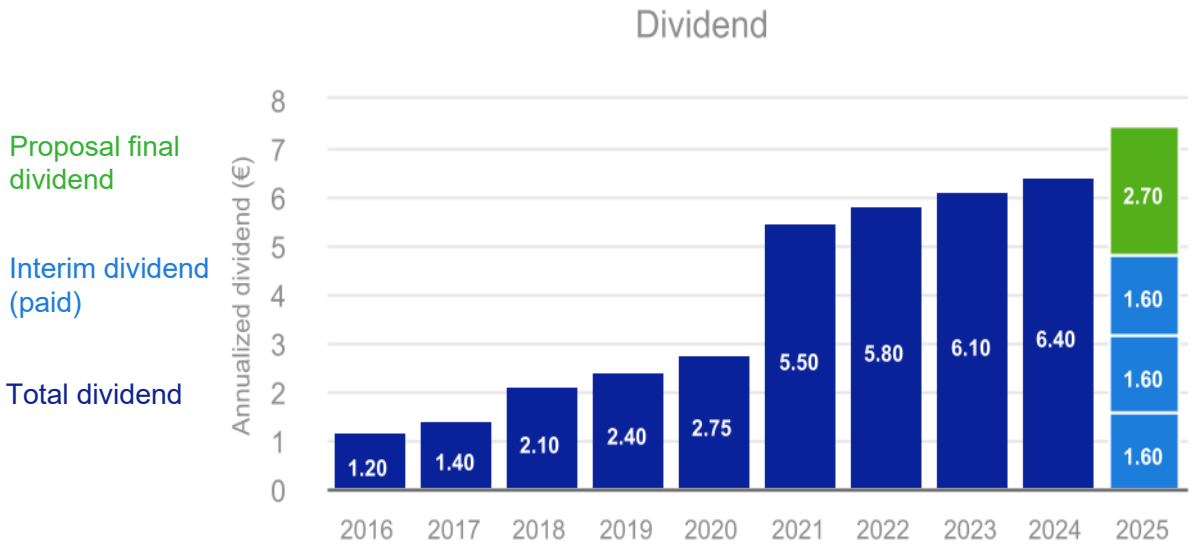

Third interim and final dividend for a year are paid in the subsequent year

Q1 results summary [1]

Q1 2026	
Total net sales	€8.8 billion
Net system sales	€6.3 billion
Installed Base Management[2] sales	€2.5 billion
Gross margin	53.0%
Operating margin[3]	36.0%
Net income as a percentage of total net sales	31.4%
Earnings per share (basic)	€7.15

[1] These numbers have been prepared in accordance with US GAAP.
[2] Installed Base Management equals our net service and field option sales.
[3] Income from operations as a percentage of total net sales.

Advancing our ESG Sustainability agenda[1]

ASML reached net zero in our own operations, making progress on energy and climate projects

Environment

Highlights 2025

- Reached our 2025 target: greenhouse gas neutral in our own operations
- All electricity we use now comes from renewable sources
- Shipped 26 systems by sea instead of air to cut emissions

Social

Highlights 2025

- Initiated housing and infrastructure projects, as well as 59 community projects
- Gender diversity improved to a 29% inflow of women, beating our 24% target
- Increased gift matching and volunteering by 57%

Governance

Highlights 2025

- 2030 and 2040 climate targets validated by SBTi
- ESG priority benchmarks:
  - CDP climate: A
  - MSCI: AAA
  - Sustainalytics: #2 in industry

[1] Full details about our progress on ESG Sustainability have been reported in ASML's Annual Report 2025, published on February 25, 2026

Our 2025 commitment in numbers

Community investment, reach and impact

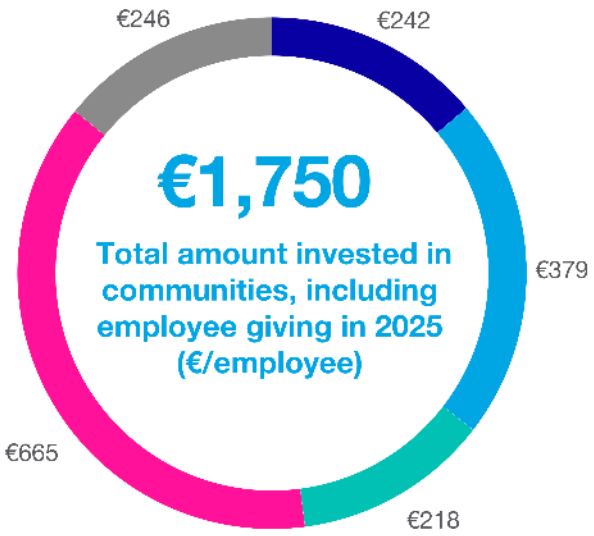

Ambition to grow to 2,500 €/employee

Amount invested (€/employee)	2024	2025
To creating attractive communities	€257	€242
To creating inclusive communities	€189	€379
To promoting STEM education	€177	€218
To realize ESG innovation[1]	€299	€665
To Employee giving program	€162	€246

1. Investment in ESG Innovation represents our contributions to projects that aim to solve ESG challenges facing society.

1,750 €/employee total invested in communities
(company-wide, including employee giving)

STEM education impact:
thousands of lessons delivered annually via ASML Junior Academy and partners

Employee giving:
strong and growing participation across global sites

Community partnerships:
multi-year collaborations across education, affordable housing, infrastructure, culture, sports and ESG innovation

Global reach:
initiatives span the Netherlands, US, Taiwan and other regions

Outlook

Outlook[1]

Q2 2026

Total net sales	between €8.4 billion and €9.0 billion
of which Installed Base Management[2] sales	around €2.5 billion
Gross margin	between 51% and 52%
R&D costs	around €1.2 billion
SG&A costs	around €0.3 billion

FY 2026

Total net sales	between €36 billion and €40 billion
Gross margin	between 51% and 53%
Annualized effective tax rate	around 17%

[1] These numbers have been prepared in accordance with US GAAP. [2] Installed Base Management equals our net service and field option sales.

Overview

of the Company's business, financial situation and ESG sustainability

2

(Non-voting item)

Financial

statements, results and dividend

3

Advisory vote

on the remuneration report for the Board of Management and the Supervisory Board for the financial year 2025

3A

(Voting item)

2025 Remuneration Report

Terri Kelly,
Chair Remuneration Committee

Remuneration Report 2025

Summary

ASML has prepared the Remuneration Report for the Board of Management and the Supervisory Board for the financial year 2025 in accordance with the statutory requirements.

Pursuant to Dutch law, the 2025 Remuneration Report is being submitted to the General Meeting for an advisory vote. The 2025 remuneration report has been published as part of the 2025 Annual Report and is also published separately on the Company's website.

It contains a report on the implementation of the 2025 Remuneration Policy for the Board of Management and the 2023 Remuneration Policy for the Supervisory Board.

Key workstreams of the Remuneration Committee:

Engaged with our internal and external stakeholders regarding remuneration

- Finalized the Remuneration Policy for the Board of Management and Supervisory Board fee structure and levels as approved by the 2025 AGM
- Modified the 2023-2025 and 2024-2026 LTI plans following the US Executive Order on DE&I
- Updated the societal benchmark analysis and reported on the outcomes
- Further increased transparency and readability by integrating the 2025 Remuneration Policy for the Board of Management summary with the 2025 implementation thereof

Main elements of the execution of the Board of Management Remuneration Policy in 2025:

- Moderate base salary increase
- Within the 2025 Remuneration Policy for the Board of Management, gradually increased on-target Short-Term Incentive (STI) and Long-Term Incentive (LTI) levels
- Variable remuneration in the form of STI and LTI – details on next pages

Short-Term Incentive Board of Management 2025

Pay-out: 142.5% of target

Performance metric	Weight	Performance targets[1] Threshold	Target	Stretch	Actual performance	Pay-out[2] % of target
EBIT Margin (%) (Non-GAAP measure)	60%	28.0%	30.5%	33.0%	34.6%	**150.0%**
Customer Orientation	20%					**113.1%**
Consisting of the following weighted sub-targets:						
Adoption of multibeam	2.5%		*			75.0%
DUV Cost and Competitiveness	2.5%		*			120.0%
EUV 0.33 NA maturity	2.5%		*			110.0%
EUV 0.55 NA insertion	2.5%		*			0.0%
ASML Customer Trust Survey	10%		*			150%
Strategic Orientation	20%					**149.2%**
Consisting of the following weighted sub-targets:						
Enterprise Resource Planning	5%		*			150.0%
High Productivity Platform	5%		*			148.9%
New Product Quality	5%		*			147.9%
Global Supply Chain Development	5%		*			150.0%
Total	**100%**					**142.5%**

1. Certain performance targets (*) are not disclosed due to strategic or commercial sensitivity.
2. The pay-out % is based on the pay-out levels as included in the 2025 Remuneration Policy Board of Management.

Long-Term Incentive Board of Management 2023-2025

Pay-out: 137.4% of target

Performance metric	Weight	Performance targets			Actual performance	Pay-out %[2] % of target
		Threshold	Target	Stretch		
Relative TSR	30%	115.9%	202.8%	365.4%	203.9%	**100.7%**
Normalized three-year average cash conversion rate %[1] (Non-GAAP measure)	30%	85.0%	90.0%	95.0%	92.0%	**140.9%**
Technology Leadership Index	20%	4	6	10	8.4	**160.1%**
ESG Measures	20%					**164.3%**
Consisting of the following sub-measures:						
Net zero emission (scope 1+2) with minimum compensation	6.7%	<37kt compensation	<30kt compensation	<20kt compensation	19.4	200.0%
Employee engagement (Relative benchmark target vs. top 25% performing companies (3 year rolling))	6.7%	-4%	-2%	0%	-2.3%	93.0%
Total and JG9+ female inflow [3]	6.7%	22%	24%	26%	28.8%	200.0%
Total	**100%**					**137.4%** [4]

1. The Normalized three-year average Cash Conversion Rate % (CCR) (Non-GAAP measure) is calculated by dividing Normalized Free Cash Flow (Non-GAAP measure) by Net Income (three-year average). Free Cash Flow (Non-GAAP measure) is normalized by excluding early payments received in a certain financial year from customers without a contractual payment obligation in that financial year.
2. The pay-out percentage is based on the pay-out levels as included in the 2022 Remuneration Policy of the Board of Management.
3. For the Board of Management members outside the US, the gender diversity performance metric is calculated excluding US employees. No LTI Plan 2023-2025 has been granted for the US based Board of Management member in his capacity as such.
4. Total actual performance score of 137.4% is based on weighting of individual performance metrics multiplied by the pay-out percentage.

Advisory vote

on the remuneration report for the Board of Management and the Supervisory Board for the financial year 2025

3A

(Voting item)

Proposal

to adopt the financial statements of the Company for the financial year 2025, as prepared in accordance with Dutch law

3B

(Voting item)

Our audit of ASML Holding N.V. at a glance

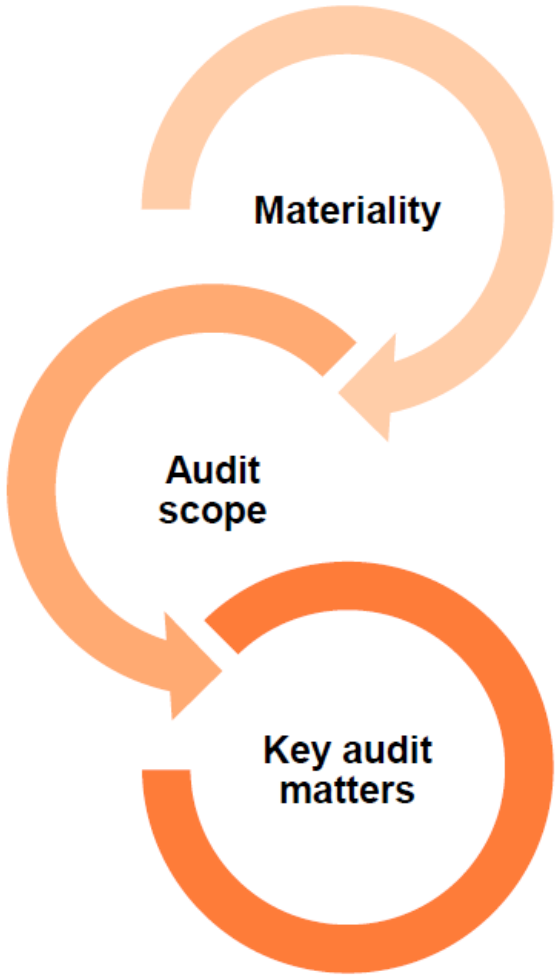

Our approach and conclusions in summary

Audit of the Financial statements prepared in accordance with Part 9 of book 2 of the Dutch Civil Code and EU-IFRS:

- Unqualified opinion
- Materiality: EUR 607 million
- Scope and coverage: 94% of consolidated total net sales and assets
- Key audit matter: identification of distinct performance obligations in volume purchase agreements

Limited assurance on the Sustainability statements prepared in accordance with ESRS:

- Unqualified limited assurance conclusion

Audit of the Financial statements prepared in accordance with the US Exchange Act, SEC regulations and US GAAP:

- Unqualified opinions

Proposal

to adopt the financial statements of the Company for the financial year 2025, as prepared in accordance with Dutch law

3B

(Voting item)

Clarification

of the Company's reserves and dividend policy

3c

(Non-voting item)

Proposal

to adopt a dividend in respect of the financial year 2025

3D

(Voting item)

Discharge

4

Proposal

to discharge the members of the Board of Management from liability for their responsibilities in the financial year 2025

4A

(Voting item)

Proposal

to discharge the members of the Supervisory Board from liability for their responsibilities in the financial year 2025

4B

(Voting item)

Q&A

3&4

Proposal

to approve the number of shares for the Board of Management

5

(Voting item)

Composition of the Board of Management

6

Notification

of the intended appointment of **Mr. M.J.A. Pieters** as a member of the Board of Management in the position of Chief Technology Officer

6A

(Non-voting item)

Notification

of the intended reappointment of **Mr. R.J.M. Dassen** as a member of the Board of Management in the position of Chief Financial Officer

6B

(Non-voting item)

Notification

of the intended reappointment of **Mr. F.J.M. Schneider-Maunoury** as a member of the Board of Management in the position of Chief Operations Officer

6c

(Non-voting item)

Q&A

5&6

Composition of the Supervisory Board

7

Proposal

to reappoint **Ms. T.L. Kelly** as a member of the Supervisory Board

7A

(Voting item)

Proposal

to reappoint **Ms. A.L. Steegen** as a member of the Supervisory Board

7B

(Voting item)

Proposal

to appoint **Mr. B. Loh** as a member of the Supervisory Board

7c

(Voting item)

Composition

of the Supervisory Board in 2027

7D

(Non-voting item)

Composition of the Supervisory Board

7

Appointment of external auditor

8

Proposal

to appoint PricewaterhouseCoopers Accountants N.V. as the external auditor to issue an independent auditor’s opinion on ASML’s financial statements for the reporting year 2027

(Voting item)

8A

Proposal

to appoint PricewaterhouseCoopers Accountants N.V. as the external auditor to carry out the assurance of ASML's sustainability statements for the reporting year 2027

8B

(Voting item)

Appointment of external auditor

8

Introduction to agenda items

9, 10 & 11

Authorizations

Proposals to authorize the Board of Management to issue ordinary shares or grant rights to subscribe for ordinary shares, as well as to restrict or exclude the preemption rights accruing to shareholders

(Voting items)

9A&B

Proposal

to authorize the Board of Management to repurchase ordinary shares up to 10% of the issued share capital

10

(Voting item)

Proposal

to cancel ordinary shares

11

(Voting item)

Q&A

9, 10 & 11

Any other business

12

Closing

13